

NICKEL ASIA CORPORATION
Notice of Annual General Meeting of Stockholders

SECURITIES AND EXCHANGE
COMMISSION
RECEIVED
MAY 04 2015
MARKET REGULATION DEPT.
TIME: 11:00
1100

TO OUR STOCKHOLDERS:

Please be informed that the **Annual General Meeting of the stockholders of NICKEL ASIA CORPORATION** will be held on **Friday, 5 June 2015 at 2:00 p.m.** at the **Ascott Ballroom, 5th Floor, Ascott Bonifacio Global City, 5th Ave. cor. 28th St., BGC, Taguig City** (the "Annual General Meeting" or "AGM"). The order of business thereat will be as follows:

1. Call to Order
2. Proof of required notice of the meeting
3. Certification of quorum
4. Reading and approval of the Minutes of the 6 June 2014 annual stockholders' meeting and the 18 December 2014 special stockholders' meeting and action thereon
5. Presentation of Annual Report and Audited Financial Statements for the year ended 31 December 2014 and action thereon
6. Amendment of Article Seventh of the Company's Articles of Incorporation to increase Authorized Capital Stock from Php 2,139,700,000.00 to Php 9,639,700,000.00
7. Declaration of one hundred percent (100%) stock dividend
8. Ratification and approval of the acts of the Board of Directors and Executive Officers during the year 2014
9. Appointment of independent auditors
10. Election of directors, including independent directors
11. Other matters

A brief statement of the rationale and explanation for each Agenda item which requires shareholders' approval is contained in Annex "A" of this Notice. The Definitive Information Statement accompanying this Notice contains more detail regarding the rationale and explanation for each of such Agenda items.

Stockholders of record at the close of business on 15 April 2015 are entitled to notice of, and to vote at, this year's AGM. Registration will commence at **12:30 p.m.** on 5 June 2015 at the venue of the AGM. To facilitate registration, please bring some form of identification such as driver's license or company I.D.

The Company is not soliciting proxies. Should you be unable to attend the meeting personally, you can nevertheless be represented and vote at the AGM by submitting a **proxy** to the Office of the Corporate Secretary at the Company's principal office on or before **25 May 2015**, which is the deadline for submission of proxies. You may use the attached proxy form which is compliant with the requirements of the Securities and Exchange Commission ("SEC"). Proxy validation will be on **28 May 2015** at the Office of Corporate Secretary at the Company's principal office.


BARBARA ANNE C. MIGALLOS
Corporate Secretary

The Rationale and Explanation for each Agenda item requiring shareholders' approval is attached to this Notice.

The Definitive Information Statement, Management Report and 2014 Audited Financial Statements accompany this Notice.

EXPLANATION AND RATIONALE For each item on the Agenda of the 2015 AGM of Nickel Asia Corporation requiring the vote of stockholders

AGENDA

1. Call to Order

The Chairman will formally open the 2015 Annual General Meeting of Shareholders. The Directors and Officers of the Company will be introduced.

2. Proof of required notice of the meeting

The Corporate Secretary will certify that copies of this Notice and the Information Statement with its accompanying documents have been duly sent to stockholders of record as of 15 April 2015.

3. Certification of quorum

The Corporate Secretary will attest whether a quorum is present for the meeting.

4. Reading and approval of the Minutes of the 6 June 2014 annual stockholders' meeting and the 18 December 2014 special stockholders' meeting and action thereon

Shareholders may examine the Minutes of the 6 June 2014 annual general meeting and the 18 December 2014 special stockholders' meeting in accordance with Sec. 74 of the Corporation Code. The Minutes are also available on the Company's website.

Resolution to be adopted:

Shareholders will vote for the adoption of a resolution approving the Minutes of the 6 June 2014 annual general meeting of the stockholders and the 18 December 2014 special meeting of the stockholders.

5. Presentation of annual report and audited financial statements for the year ended 2014 and action thereon

The annual report and the financial statements of the Company, audited by the Company's external auditors, Sycip Gorres Velayo & Company, will be presented. The report will include the Audited Financial Statements, a copy of which accompanies this Notice and the Definitive Information Statement. Copies of the Definitive Information Statement and the Audited Financial Statements for 2014 are likewise made available on the Company's website (www.nickelasia.com).

OPEN FORUM

After the presentation, shareholders may raise questions or express comments that are relevant to the corporation.

Resolution to be adopted:

Shareholders will vote for the adoption of a resolution approving the annual report and the audited financial statements for the year 2014.

6. Amendment of Article Seventh of the Company's Articles of Incorporation to increase Authorized Capital Stock from Php 2,139,700,000.00 to Php 9,639,700,000.00

On 27 March 2015, the Board of Directors approved the increase in authorized capital stock of the Company from Php 2,139,700,000.00 to Php 9,639,700,000.00. The approval of stockholders owning at least 2/3 of the outstanding capital stock will be sought at the Annual General Stockholders' Meeting. The increase in capital stock of Php 7,500,000,000.00 will consist of 15,000,000,000 common shares with a par value of Php 0.50. Information about the increase in authorized capital stock is contained in pages 24 to 25 of the Information Statement.

Resolution to be adopted:

The approval of the increase in authorized capital stock of the Company from Php 2,139,700,000.00 to Php 9,639,700,000.00.

7. Declaration of one hundred percent (100%) stock dividend

On 27 March 2015, the Board of Directors approved the declaration of a one hundred per cent (100%) stock dividend. The 100% stock dividend will support the increase in authorized capital stock (Item no. 6 above). The approval of stockholders owning at least 2/3 of the outstanding capital stock will be sought at the Annual General Stockholders' Meeting. The one hundred per cent (100%) stock dividend will consist of 3,795,885,515 common shares which will be paid to holders of common shares as of record date in proportion to their holdings. In view of the stock dividend declaration, there will be an adjustment to the number of shares reserved for the Company's stock option plans (please see Warrants and Options Outstanding at pages 21 to 22 of the Information Statement attached to this Notice). Information about the stock dividend is contained in pages 24 to 25 of the Information Statement.

Resolution to be adopted:

The approval of the stock dividend, with the corresponding adjustment to the number of shares reserved for the stock option plans and the concomitant waiver of pre-emptive rights with respect to the additional shares that will be reserved for the stock option plans.

8. Ratification and approval of the acts of the Board of Directors and Executive Officers during the year 2014

Actions by the Board and by the officers are contained in the Definitive Information Statement (please see pages 26 to 27 of the Information Statement) or are referred to in the Management Report.

Resolution to be adopted:

The ratification and approval of the acts of the Board of Directors and Officers.

9. Appointment of independent auditors

The Audit and Risk Committee screened the nominees for independent external auditor and endorsed the appointment of Sycip Gorres Velayo and Company ("SGV") as the Company's independent external auditors for the year 2015.

Resolution to be adopted:

Shareholders will vote on a resolution for the appointment of SGV as independent external auditor of the Company for 2015.

10. Election of directors, including independent directors

The Final List of Candidates for election as directors, as prepared by the Nominations Committee in accordance with the Company's By-Laws, the Manual on Corporate Governance, the Securities Regulation Code and its Implementing Rules and Regulations and SEC guidelines for the election of independent directors, is contained in the Definitive Information Statement (please see page 11). The Final List will be presented to the shareholders, and the election of directors will be held.

The Voting Procedure is stated in the Definitive Information Statement (please see pages 27 to 28).

11. Other matters

Matters that are relevant to and appropriate for the annual general shareholders' meeting may be taken up. No resolution, other than the resolutions explained in the Notice and the Definitive Information Statement, will be submitted for voting by the shareholders.

12. Adjournment

NICKEL ASIA CORPORATION
Notice to Stockholders

TO OUR STOCKHOLDERS:

Please be informed that the Interim Financial Statements and the Management's Discussion and Analysis of Financial Condition and Results of Operations as of the 1st quarter of 2015 on SEC Form 17-Q of **NICKEL ASIA CORPORATION** (the "Company") will be available in the Company's website on **29 May 2015**.

Upon the written request of the stockholder, the Company undertakes to furnish said stockholder a copy of the Company's Interim Financial Statements and Management's Discussion and Analysis of Financial Condition and Results of Operations on SEC Form 17-Q, as filed with the SEC free of charge. Any written request shall be addressed to:

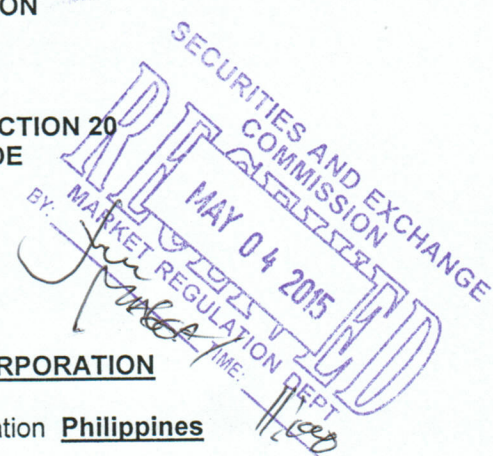
ATTY. BARBARA ANNE C. MIGALLOS
Corporate Secretary

NICKEL ASIA CORPORATION
28th Floor, NAC Tower, 32nd Street, Bonifacio Global City, Taguig City, Metro Manila

SECURITIES AND EXCHANGE COMMISSION

SEC FORM 20-IS

INFORMATION STATEMENT PURSUANT TO SECTION 20
OF THE SECURITIES REGULATION CODE



1. Check the appropriate box:

- Preliminary Information Statement
- Definitive Information Statement

2. Name of Registrant as specified in its charter: NICKEL ASIA CORPORATION

3. Province, country or other jurisdiction of incorporation or organization Philippines

4. SEC Identification Number: CS200811530

5. BIR Tax Identification Code: 007-085-191-000

6. 28th Floor, NAC Tower, 32nd Street, Bonifacio Global City,
Taguig City, Metro Manila 1634
Address of principal office Postal Code

7. Registrant's telephone number, including area code: +63 2 798 7622

8. Date, time and place of the meeting of security holders:

Date : Friday, 5 June 2015
Time : 2:00 p.m.
Place : Ascott Ballroom, 5th Floor, Ascott Bonifacio Global City
5th Ave. cor. 28th St., BGC, Taguig City

9. Approximate date on which the Information Statement is first to be sent or given to security holders: 7 May 2015 (28 days prior to the Meeting)

10. In case of Proxy Solicitations: NOT APPLICABLE

Name of Person Filing the Statement/Solicitor:
Address and Telephone Number:

11. Securities registered pursuant to Sections 8 and 12 of the Code or Sections 4 and 8 of the RSA (information on number of shares and amount of debt is applicable only to corporate registrants):

Common Stock Issued	3,795,885,515
Preferred Stock Issued	720,000,000
Long-term Debt	Php 1,431.5 Million

12. Are any or all of registrant's securities listed in a Stock Exchange?

Yes No

If so, disclose the name of Exchange: The Philippine Stock Exchange, Inc.

PART I.

INFORMATION REQUIRED IN INFORMATION STATEMENT

A. GENERAL INFORMATION

Item 1. Date, Time and Place of Meeting of Security Holders

The Annual General Meeting (AGM) of the Stockholders of Nickel Asia Corporation, a corporation organized and existing under the laws of the Philippines with address at the 28th Floor, NAC Tower, 32nd Street, Bonifacio Global City, Taguig City, Metro Manila will be held on **Friday, 5 June 2015 at 2:00 p.m. at Ascott Ballroom, 5th Floor, Ascott Bonifacio Global City, 5th Ave. cor. 28th St., BGC, Taguig City.** The Agenda of the AGM, as indicated in the accompanying Notice of Annual General Meeting of Stockholders, is as follows:

1. Call to Order
2. Proof of required notice of the meeting
3. Certification of quorum
4. Reading and approval of the Minutes of the 6 June 2014 annual stockholders' meeting and the 18 December 2014 special stockholders' meeting and action thereon
5. Presentation of Annual Report and Audited Financial Statements for the year ended 31 December 2014 and action thereon
6. Amendment of Article Seventh of the Company's Articles of Incorporation to increase Authorized Capital Stock from Php 2,139,700,000.00 to Php 9,639,700,000.00
7. Declaration of one hundred percent (100%) stock dividend
8. Ratification and approval of the acts of the Board of Directors and Executive Officers during the year 2014
9. Appointment of independent auditors
10. Election of directors, including independent directors
11. Other matters

As in previous years, there will be an **OPEN FORUM** before the approval of the Annual Report and Audited Financial Statements for the year ended 31 December 2014 is submitted to the vote of the shareholders. Questions will likewise be entertained for other items in the agenda as appropriate and consistent with orderly proceedings.

The Management Report and the Audited Financial Statements for the year ended 31 December 2014 are attached to this Information Statement. The Annual Report under Securities Exchange Commission ("SEC") Form 17-A will be made available on the Company's website not later than April 15, 2015. Upon written request of a shareholder the Company shall furnish such shareholder with a copy of the said Annual Report on SEC Form 17-A, as filed with the SEC free of charge. The contact details for obtaining such copy are on Page 29 of this Information Statement.

Shareholders who cannot attend the Meeting may accomplish the attached Proxy Form. Please indicate your vote (Yes, No, Abstain) for each item in the attached form, and submit the same on or before **25 May 2015** to the Office of the Corporate Secretary at the Company's principal office.

Proxies will be tabulated by the Company's stock transfer agent, Stock Transfer Service Inc. 34th Floor, Rufino Plaza, Ayala Avenue, Makati City ("STSI") and will be voted as indicated by

the shareholder in the proxy and applicable rules. The tabulation of votes shall be done by STSI and reviewed by the Company's independent external auditor, Sycip Gorres Velayo & Co.

Voting procedures are contained in Item 19 (page 28) of this Information Statement and will be stated at the start of the Meeting. Cumulative voting is allowed; please refer to Item 4, page 4 and Item 19, page 28 for an explanation of cumulative voting.

Further information and explanation regarding specific agenda items, where appropriate, are contained in various sections of this Information Statement. This Information Statement constitutes notice of the resolutions to be adopted at the Meeting.

This Information Statement and Proxy Form shall be sent to security holders on 7 May 2015 (28 days before the Meeting), after the approval of the Definitive Information Statement by the SEC.

WE ARE NOT SOLICITING PROXIES. SHAREHOLDERS MAY APPOINT PROXIES IF THEY ARE UNABLE TO ATTEND THE MEETING SO THAT THEIR VOTE MAY BE COUNTED.

Item 2. Dissenters' Right of Appraisal

There are no corporate matters or action to be taken during the Meeting on 5 June 2015 that will entitle a stockholder to a Right of Appraisal as provided in Title X of the Corporation Code of the Philippines (Batas Pambansa [National Law] No. 68).

For the information of stockholders, any stockholder of the Company shall have a right to dissent and demand payment of the fair value of his shares in the following instances, as provided in the Corporation Code of the Philippines:

1. In case any amendment to the articles of incorporation has the effect of changing or restricting the rights of any stockholder or class of shares, or of authorizing preferences in any respect superior to those of outstanding shares of any class, or of extending or shortening the term of corporate existence (Section 81);
2. In case of sale, lease, exchange, transfer, mortgage, pledge or other disposition of all or substantially all of the corporate property and assets as provided in the Code (Section 81);
3. In case of merger or consolidation (Section 81); and
4. In case of investments in another corporation, business or purpose (Section 42).

The Corporation Code of the Philippines (at Section 82) provides that the appraisal right may be exercised by any stockholder who shall have voted against the proposed corporate action, by making a written demand on the corporation within thirty (30) days after the date on which the vote was taken, for payment of the fair value of his shares: provided, that failure to make the demand within such period shall be deemed a waiver of the appraisal right. A stockholder must have voted against the proposed corporate action in order to avail himself of the appraisal right. If the proposed corporate action is implemented or effected, the corporation shall pay to such stockholder, upon surrender of his certificate(s) of stock representing his shares, the fair value thereof as of the day prior to the date on which the vote was taken, excluding any appreciation or depreciation in anticipation of such corporate action.

If within a period of sixty (60) days from the date the corporate action was approved by the stockholders, the withdrawing stockholder and the corporation cannot agree on the fair value of the shares, it shall be determined and appraised by three (3) disinterested persons, one of whom shall be named by the stockholder, another by the corporation and the third by the two thus chosen. The findings of the majority of appraisers shall be final, and their award shall be paid by the corporation within thirty (30) days after such award is made; provided, that no payment shall be made to any dissenting stockholder unless the corporation has unrestricted retained earnings in its books to cover such payment; and provided, further, that upon payment by the corporation of the agreed or awarded price, the stockholder shall forthwith transfer his shares to the corporation.

Item 3. Interest of Certain Persons in or Opposition to Matters to be Acted Upon

No director, nominee for election as director, associate of the nominee or executive officer of the Company at any time since the beginning of the last fiscal year, has any substantial interest, direct or indirect, by security holdings or otherwise, in any of the matters to be acted upon in the meeting, other than election to office and the approval of the one hundred percent (100%) stock dividend and the concomitant adjustment to the Company's stock option plans (please see Warrants and Options Outstanding at pages 21 to 22 of this Information Statement) which shall benefit directors and officers who are stockholders or grantees of stock options.

No incumbent director has informed the Company in writing of an intention to oppose any action to be taken at the meeting.

B. CONTROL AND COMPENSATION INFORMATION

Item 4. Voting Securities and Principal Holders Thereof

As of 31 March 2015, there are there are **3,795,885,515** outstanding and issued common shares of the Company, out of which **1,178,860,967 (31.06%)** are owned by non-Filipinos, and 720,000,000 outstanding preferred shares, all of which are owned by a Filipino company. Each share of stock is entitled to one vote.

All stockholders of record as of 15 April 2015 are entitled to notice and to vote at the Annual General Stockholders' Meeting.

A stockholder entitled to vote at the meeting shall have the right to vote in person or by proxy.

Cumulative voting may be adopted in the election of directors as allowed by the Corporation Code of the Philippines. On this basis, each registered stockholder as of 15 April 2015 may vote the number of shares registered in his name for each of the nine (9) directors to be elected; or he may multiply the number of shares registered in his name by nine (9), the number of the Company's directors as provided in its Articles of Incorporation, and cast the total of such votes for one (1) director. A stockholder may also distribute his votes among some or all of the nine (9) directors to be elected.

Voting Procedures are stated in page 28 of this Definitive Information Statement.

Security Ownership of Certain Record and Beneficial Owners

The following stockholders own more than five percent (5%) of the Company's stock as of 31 March 2015:

Title of Class	Name and Address of Record Owner and Relationship with Issuer	Name of Beneficial Owner and Relationship with Record Owner	Citizenship	No. of Shares Held	% of Class
Common	PCD Nominee Corporation (See Note 1)	(See Note 1)	Filipino	2,605,404,789	68.64%
Common	Sumitomo Metal Mining Philippine Holdings Corporation (Stockholder) (See Note 2) 25th Floor, NAC Tower, 32nd Street, Bonifacio Global City, Taguig City	Sumitomo Metal Mining Philippine Holdings Corporation (Direct)	Japanese	722,328,963	19.03%
Common	PCD Nominee Corporation (See Note 3)	(See Note 1)	Non-Filipino	450,224,624	11.86%
Preferred	Nickel Asia Holdings, Inc. (Stockholder) (See Note 4) 28/F NAC Tower, 32nd Street, Bonifacio Global City, Taguig City, Metro Manila, Philippines	Nickel Asia Holdings, Inc. (See Note 4)	Filipino	720,000,000	100%

- (1) PCD Nominee Corporation ("PCD"), the nominee of the Philippine Depository & Trust Corp., is the registered owner of the shares in the books of the Company's transfer agent. The beneficial owners of such shares are PCD's participants who hold the shares on their own behalf or in behalf of their clients. PCD is a private company organized by the major institutions actively participating in the Philippine capital markets to implement an automated book-entry system of handling securities transactions in the Philippines. The 68.64% registered under PCD Nominee Corporation includes 485,419,008 shares (12.7880%) held (indirect) by Luis J. L. Virata, 971,000,269 shares (25.5803%) of Mantra Resources Corporation (Manuel B. Zamora), and 508,365,691 shares (13.3925%) of Ni Capital Corporation (Philip T. Ang).
- (2) Sumitomo Metal Mining Philippine Holdings Corporation is represented by Mr. Takanori Fujimura and Mr. Takeshi Kubota on the Company's Board of Directors.
- (3) There are no participants under the PCD Nominee Corporation (Non-Filipino) account owning more than 5% of the voting securities.
- (4) The majority stockholders of Nickel Asia Holdings, Inc. are Mr. Manuel B. Zamora, Jr., Mr. Philip T. Ang, Mr. Luis J.L. Virata and Sumitomo Metal Mining Co., Ltd.

Proxies of the foregoing record owners for the Annual General Stockholders' Meeting on 5 June 2015 have not yet been submitted. The deadline set by the Board of Directors for submission of proxies is on **25 May 2015**.

Security Ownership of Management

The beneficial ownership of the Company's directors and executive officers as of 31 March 2015 is as follows:

Title of Class	Name of Beneficial Owner	Amount and Nature of Beneficial Ownership	Citizenship	% of Class
Common	Manuel B. Zamora Jr.	2,991,118 (Direct) 971,119,533 (Indirect) (See Note 1)	Filipino	0.0788% 25.5834%
Common	Philip T. Ang	808,362 (Direct) 508,439,209 (Indirect) (See Note 2)	Filipino	0.0213% 13.3945%
Common	Gerard H. Brimo	5,217,187 (Direct) 1,269,750 (Indirect)	Filipino	0.1374% 0.0334%
Common	Luis J. L. Virata	200 (Direct) 485,419,008 (Indirect) (See Note 3)	Filipino	0.0000% 12.7880%
Common	Martin Antonio G. Zamora	150 (Direct)	Filipino	0.0000%
Common	Takanori Fujimura	562 (Direct)	Japanese	0.0000%
Common	Takeshi Kubota	562 (Direct)	Japanese	0.0000%
Common	Fulgencio S. Factoran, Jr.	421 (Direct)	Filipino	0.0000%
Common	Frederick Y. Dy	421 (Direct)	Filipino	0.0000%
Common	Jose S. Saret	1,782,000 (Indirect)	Filipino	0.0469%
Common	Emmanuel L. Samson	500,000 (Indirect)	Filipino	0.0132%
Common	Raymundo B. Ferrer	-	Filipino	-
Common	Rolando R. Cruz	165,000 (Indirect)	Filipino	0.0043%
Common	Jose Roderick F. Fernando	322,075 (Indirect)	Filipino	0.0084%
Common	Koichi Ishihara	-	Filipino	-
Common	Jose D. Baylon	-	Filipino	-
Common	Barbara Anne C. Migallos	-	Filipino	-
Common	Ma. Angela G. Villamor	532,654 (Indirect)	Filipino	0.0140%
Directors and Executive Officers as a Group		1,978,568,212		52.1240%

(1) The indirect shares indicated above are held through Manta Resources Corporation (see also Note 1 under Security Ownership of Certain Record and Beneficial Owners, at page 5).

(2) The indirect shares are held through Ni Capital Corporation (see also Note 1 under Security Ownership of Certain Record and Beneficial Owners, at page 5).

(3) The indirect shares indicated are held through Nonillion Holding Corporation (see also Note 1 under Security Ownership of Certain Record and Beneficial Owners, at page 5).

Voting Trust Holders/Changes in Control

There are no voting trust holders of 5% or more of the Company's stock. There are no arrangements that may result in a change of control of the Company.

Item 5. Directors and Executive Officers

Directors

The names of the incumbent directors of the Company, their respective ages, citizenship, period of service, directorships in other companies and positions held for the last five (5) years are as follows:

- 1) **MANUEL B. ZAMORA, JR.** – 77, Filipino citizen; founder of the Company; first elected Director of the Company on 24 July 2008; Chairman of the Board since 24 July 2008; last re-elected on 6 June 2014.

Mr. Zamora is a lawyer and a member of the Integrated Bar of the Philippines. He received his Bachelor of Laws degree from the University of the Philippines and placed third in the 1961 Bar Examinations.

Business and Professional Background/Experience

Mr. Zamora is the Chairman of Rio Tuba Nickel Mining Corp. (RTN) and Taganito Mining Corp. (TMC). Mr. Zamora is also a director of a number of other companies in the Philippines, including CLSA Exchange Capital, Inc. He was previously Chairman and President of the Chamber of Mines of the Philippines.

Listed companies of which Mr. Zamora is presently a director

Philippines

1. Nickel Asia Corporation

- 2) **PHILIP T. ANG** – 74, Filipino citizen; first elected Director of the Company on 24 July 2008; Vice-Chairman of the Board since 16 June 2010; last re-elected on 6 June 2014.

Mr. Ang received his Bachelor of Science in Business Administration degree from Oregon State University and his Master of Business Administration degree from the University of Denver, USA.

Business and Professional Background/Experience

Mr. Ang is presently an independent director of Security Bank Corporation and two of its subsidiaries, namely, SB Capital Investment Corporation and Security Finance, Inc. He was formerly a director of Investors Assurance Corp. and was previously involved in the textile business as Chairman and President of Solid Mills, Inc. and of Unisol Industries and Manufacturing Corp. and as a director of International Garments Corp.

Listed companies of which Mr. Ang is presently a director

Philippines

1. Nickel Asia Corporation
2. Security Bank Corporation (Independent)

- 3) **GERARD H. BRIMO** – 64, Filipino citizen; first elected Director of the Company on 24 July 2008; last re-elected on 6 June 2014.

Mr. Brimo obtained his Bachelor of Science Degree in Business Administration from Manhattan College, New York, U.S.A. and his Masters Degree in Business Management from the Asian Institute of Management.

Business and Professional Background/Experience

Mr. Brimo is the President of RTN, TMC, Cagdianao Mining Corp. (CMC) and Hinatuan Mining Corp. (HMC). Mr. Brimo joined the Company in 2008 and is also the director and President of two privately owned exploration companies, Newminco Nickel Mining Corp. and Newminco Pacific Mining Corp. Mr. Brimo began his mining career with Philex Mining Corp. as a Vice President in 1985 and served as Chairman and Chief Executive Officer of Philex Mining from 1994 until his retirement from said company in December 2003. He was President of the Chamber of Mines of the Philippines from 1993 to 1995 and Chairman from 1995 to 2003.

Listed companies of which Mr. Brimo is presently a director

Philippines

1. Nickel Asia Corporation

- 4) **LUIS J. L. VIRATA** – 61, Filipino citizen; first elected Director of the Company on 24 July 2008; last re-elected on 6 June 2014.

Mr. Virata obtained his BA/MA Degree in Economics from Trinity College, Cambridge University, United Kingdom and his Masters Degree in Business Administration from the Wharton School of the University of Pennsylvania.

Business and Professional Background/Experience

Mr. Virata is presently the Chairman and Chief Executive Officer of CLSA Exchange Capital, Inc., an investment banking joint venture formed in 2001 between Exchange Capital, which Mr. Virata formed in 1998, and CLSA Emerging Markets. Mr. Virata is also presently the President and Chief Executive Officer of Coastal Road Corp., Chairman and President of Exchange Properties Resources Corp., Founder and Trustee of Asia Society and a director of Benguet Corporation, Huntsman Foundation and Group 4 Securitas. Mr. Virata has previously held positions with Dillon, Read and Co., Crocker National Bank, Bankers Trust Company, Philippine Airlines, NSC Properties, Inc., the Philippine Stock Exchange, the Makati Stock Exchange, and National Steel Corp.

Listed companies of which Mr. Virata is presently a director

Philippines

1. Nickel Asia Corporation

- 5) **FULGENCIO S. FACTORAN, JR.** – 72, Filipino citizen; first elected Independent Director of the Company on 24 September 2010; last re-elected on 6 June 2014.

Mr. Factoran received his Bachelor of Laws degree from the University of the Philippines and his Master of Laws degree from Harvard University.

Business and Professional Background/Experience

Mr. Factoran is a Director of Banco de Oro Leasing & Finance, Chairman of GAIA South, Inc., Chairman of Agility, Inc., and a Director of Geo-Surveys & Mapping, Inc. He was previously a Director of Central Azucarera de Tarlac and Business Certification International, Ltd. He previously held various government positions, such as Trustee of the Government Service and Insurance System, Secretary of the Department of Environment and Natural Resources, Chairman of the National Electrification Administration, Chairman of the Philippine Charity Sweepstakes, Director of the National Development Corp., Trustee of the Development Academy of the Philippines and Deputy Executive Secretary of the Office of the President of the Philippines.

Listed companies of which Mr. Factoran is presently a director

Philippines

1. Atlas Consolidated Mining and Development Corporation (Independent)
2. Nickel Asia Corporation (independent)

- 6) **FREDERICK Y. DY** – 60, Filipino citizen; first elected Independent Director of the Company on 22 September 2010; last re-elected on 6 June 2014.

Business and Professional Background/Experience

Mr. Dy is the Chairman and a director of Security Bank Corporation, Chairman of City Industrial Corporation, Chairman of St. Luke's Medical Center and a director of Ponderosa Leather Goods Company, Inc.

Listed companies of which Mr. Dy is presently a director

Philippines

1. Nickel Asia Corporation (Independent)
2. Security Bank Corporation

- 7) **MARTIN ANTONIO G. ZAMORA** – 43, Filipino citizen; first elected Director of the Company on 16 June 2010 to 22 September 2010; director since 30 July 2013 to present; last re-elected on 6 June 2014.

Mr. Zamora obtained his Bachelor of Science Degree in Management from the Ateneo de Manila University and his Masters Degree in Business Administration from the London Business School. He is currently taking up Executive Master in Consulting and Coaching for Change at the INSEAD Business School, Singapore.

Business and Professional Background/Experience

Mr. Zamora is the Senior Vice President for Marketing and Strategic Planning of the Company and is responsible for the marketing and strategic functions of the NAC Group. He is likewise the President of Samar Nickel Mining Resources Corporation. Prior to joining the Company in 2007, Mr. Zamora was a director and Philippine head of UPC Renewables, a global developer, owner, and operator of wind farms and solar facilities. He also has more than 10 years' experience in corporate finance and investment banking, having held positions with firms such as CLSA, Robert Fleming & Co. (UK), Jardine Fleming, and SyCip Gorres Velayo & Co.

Listed companies of which Mr. Zamora is presently a director

Philippines

1. Nickel Asia Corporation

- 8) **TAKANORI FUJIMURA** – 71, Japanese citizen; first elected Director of the Company on 2009; last re-elected on 6 June 2014.

Mr. Fujimura obtained his Bachelor of Science Degree in Mining Engineering from Waseda University in Tokyo, Japan.

Business and Professional Background/Experience

Mr. Fujimura is the President of Sumitomo Metal Mining Philippine Holdings Corporation, Taganito HPAL Nickel Corporation and Coral Bay Nickel Corporation.

Listed companies of which Mr. Fujimura is presently a director

Philippines

1. Nickel Asia Corporation

- 9) **TAKESHI KUBOTA** – 60, Japanese citizen; first elected Director of the Company on 26 February 2010; last re-elected on 6 June 2014.

Mr. Kubota obtained his Bachelor of Arts Degree in Economics from Keio University in Tokyo, Japan.

Business and Professional Background/Experience

Mr. Kubota is currently a director and Senior Managing Executive Officer of Sumitomo Metal Mining Co., Ltd. (SMM).

Listed companies of which Mr. Kubota is presently a director

Philippines

1. Nickel Asia Corporation

Japan

1. Sumitomo Metal Mining Co., Ltd.

There is no director who has resigned or declined to stand for re-election to the board of directors since the 6 June 2014 Annual General Meeting because of a disagreement with the Company on any matter relating to the Company's operations, policies or practices. No director has furnished the Company with a letter describing such disagreement and requesting that the matter be disclosed.

Process and Criteria for Selection of Nominees for Directors

The Board of Directors set 15 April 2015 as the deadline for the submission of nominations to the Board of Directors. The deadline was duly announced and disclosed on 27 March 2015.

The Nominations Committee composed of Manuel B. Zamora, Jr. (Chairman), Takeshi Kubota and Fulgencio S. Factoran, Jr. (Independent Director) screened the nominees for election to the Board of Directors in accordance with the Company's Manual on Corporate Governance. The Committee assessed the candidates' background, educational qualifications, work experience, expertise and stature as would enable them to effectively participate in the deliberations of the Board.

In the case of the independent directors, the Committee further reviewed their business relationships and activities to ensure that they have all the qualifications and none of the disqualifications for independent directors as set forth in the Company's Manual of Corporate Governance, the Securities Regulation Code ("SRC"), and the SRC Implementing Rules and Regulations.

Nominees for Election at Annual Stockholders' Meeting on 5 June 2015

The Nominations Committee screens the nominees to determine whether they have all of the qualifications and none of the disqualifications for election to the Company's Board of Directors, prepares the Final List of Candidates for election to the Board of Director at the annual shareholders' meeting. The following have been nominated for election to the Company's Board of Directors:

1. Manuel B. Zamora, Jr.
2. Philip T. Ang
3. Gerard H. Brimo
4. Martin Antonio G. Zamora
5. Luis J. L. Virata
6. Takanori Fujimura
7. Takeshi Kubota
8. Fulgencio S. Factoran, Jr. (Independent)
9. Frederick Y. Dy (Independent)

The experience and background of Messrs. Manuel B. Zamora, Jr. and Martin Antonio G. Zamora, and of Messrs. Ang, Brimo, Virata, Fujimura, Kubota, Factoran, Jr., and Dy are contained in pages 7 to 10 of this Information Statement.

The Company complied with the guidelines on the nomination and election of independent directors prescribed in Rule 38 of the Amended Implementing Rules and Regulations of the Securities Regulation Code ("SRC"). On 20 September 2010, the SEC approved the amendment of the Company's By-laws to incorporate the requirement of independent directors pursuant to SRC Section 38, the definition of independent directors consistent with SRC Implementing Rule 38, and the guidelines for election under relevant SEC guidelines.

Mr. Fulgencio S. Factoran Jr. was nominated by Mr. Philip T. Ang. Mr. Frederick Y. Dy was nominated by Mr. Manuel B. Zamora, Jr. Both nominees have accepted their nominations in writing. There are no relationships between the foregoing nominees for independent director and the persons who nominated them.

Executive Officers

The following persons are the present executive officers of the Company:

Jose B. Anievas (70 years old, Filipino)

Mr. Anievas is the Senior Vice President and Chief Operating Officer of the Company. He is a seasoned (40 years) mining engineer/executive who started his career in Philex Mining Corporation (“Philex”) and spent many years in Lepanto Consolidated Mining Co. (“Lepanto”), rising to Executive Vice President. He is well known and highly respected in the industry and is a member of the Professional Regulation Commission (Mining Engineering), a Competent Person under the Philippine Mineral Reporting Code and an accredited APEC and ASEAN Engineer. While his expertise is in underground gold vein operations, he has also had open pit experience in the St. Niño mine of Philex and in Manila Mining in Surigao del Norte. He also participated in the preparation of the feasibility study for Lepanto’s Far South East project.

Mr. Anievas obtained his Bachelor of Science in Mining Engineering Degree from the Mapua Institute of Technology.

Emmanuel L. Samson (56 years old, Filipino)

Mr. Samson is the Senior Vice President and Chief Financial Officer of the Company and is responsible for the finance and treasury functions of the NAC Group. Prior to joining the Company in 2006, Mr. Samson was Senior Country Officer for Credit Agricole Indosuez in the Philippines. Mr. Samson has 11 years experience in the Philippine equities markets having held positions with W.I. Carr Indosuez Securities (Phils.) Inc., Amon Securities Corporation and Rizal Commercial Banking Corporation.

Mr. Samson obtained his Bachelor of Arts Degree in Economics from De la Salle University – Manila.

Raymundo B. Ferrer (59 years old, Filipino)

Mr. Ferrer is the Senior Vice President for Security and Administration. He joined Nickel Asia Corporation on May 2012. He is a retired Lieutenant General from the Armed Forces of the Philippines. Some of his previous assignments prior to his compulsory retirement on 23 Jan 2012 was Commander of Western Mindanao Command (WESTMINCOM) based in Zamboanga City from 10 Nov 2011 to 23 Jan 2012; Commander of Eastern Mindanao Command (EASTMINCOM) based in Davao City from 26 Jan 2009 to 10 Nov 2011; Commander of the 6th Infantry Division, Philippine Army operating in Central Mindanao on 14 March 2007 to 25 January 2009; Commander of the 1st Infantry Division, Philippine Army operating in Zamboanga Peninsula from 02 September 2006 to 14 March 2007; and Commander of 103rd Infantry Brigade in Basilan Province from 24 January 2004 to 02 September 2006.

Mr. Ferrer obtained his Bachelor of Science degree from the Philippine Military Academy and Masters in Public Administration from the National College of Business Administration. He is a Bridging Leadership Fellow from the AIM Team Energy Center.

Rolando R. Cruz (55 years old, Filipino)

Mr. Cruz is the Vice President of Operations of the Company and is responsible for the operations and engineering functions of the Company’s projects and the Company’s Surigao and Dinagat-based operations. Mr. Cruz is a licensed mining engineer in the

Philippines with 25 years of professional experience in both mining operations and project development in gold, copper, chromite, concrete aggregates, nickel, and oil sands deposits using the open pit and underground bulk mining methods. He has held various positions with firms such as Albian Sands Energy, Inc. (Canada), Berong Nickel Corporation, Concrete Aggregates Corporation, Philex Mining Corporation, and Benguet Corporation.

Mr. Cruz obtained his Bachelor of Science in Mining Engineering and Masters of Science in Geotechnical Engineering from the Mapua Institute of Technology. He also earned a Post-Graduate Certificate in Strategic Business Economics from the University of Asia and the Pacific. Mr. Cruz placed second in the 1982 Licensure Examinations for Mining Engineers.

Jose Roderick F. Fernando (42 years old, Filipino)

Mr. Fernando is the Vice President for Legal and Assistant Corporate Secretary of the Company and is responsible for the Group's legal matters. He is likewise the Corporate Secretary of the Company's subsidiaries. Mr. Fernando is a member of the Integrated Bar of the Philippines and was formerly a Commissioner of its Commission on Bar Discipline. He is also licensed to practice law in the state of New York. Prior to joining the Company in 2008, Mr. Fernando was a practicing lawyer with Balane, Tamase and Alampay Law Office for 7 years, specializing in commercial litigation, labor and corporate law.

Mr. Fernando obtained his Juris Doctor Degree from the Ateneo School of Law and his Master of Law from the University of Pennsylvania Law School.

Augusto C. Villaluna (66 years old, Filipino)

Mr. Villaluna is the Vice President for Operations of the Company and is responsible for the Rio Tuba and Taganito Nickel Mines of the Company. Mr. Villaluna is a licensed Mining Engineer/Fellow with over 42 years experience in both underground and surface mining. He last served as Executive Vice President of Lepanto Consolidated Mining Company and Senior Vice President and member of the Board of Directors of Manila Mining Corporation. He is a director of the Philippine Mine Safety and Environment Association. He is a Competent Person under the Philippine Mineral Reporting Code, as well as, a registered APEC and ASEAN Engineer. Engr. Villaluna sits as a member of the Board of Mining Engineering of the Professional Regulations Commission.

Mr. Villaluna received his Bachelor of Science degree in Mining Engineering from the Mapua Institute of Technology.

Gerardo Ignacio B. Ongkingco (56 years old, Filipino)

Mr. Ongkingco is the Vice President for Human Resources of the Company and is responsible for human resources matters. His career in Human Resources started in the early 1980's and has been enriched with exposure to various industries; government, manufacturing, agriculture and hospitality. He was past President of the Philippine Quality and Productivity Movement (PQPM), Davao Chapter.

Mr. Ongkingco earned his Bachelor's Degree in Community Development as well as his Masters in Industrial Relations from the University of the Philippines.

Koichi Ishihara (42 years old, Japanese)

Mr. Ishihara is the Vice President for Marketing and Purchasing of the Company and is responsible for marketing and purchasing functions of the NAC Group. Prior to joining the Company in 2011, he was a Manager and Philippine Representative of Pacific Metals Co., Ltd. (PAMCO) handling nickel and stainless market analysis and update in Asian countries. He has also supported establishing a Hydro Metallurgical Processing Plant.

Mr. Ishihara received his Bachelor's Degree in English Language from Kanda University of International Studies, Japan

Jose Bayani D. Baylon (53 years old, Filipino)

Mr. Baylon is the Vice President for Corporate Communications. He joined Nickel Asia on 1 June 2012. He has almost two decades of experience in the field of corporate communications and public affairs. Prior to joining NAC, Mr. Baylon was Vice President and Director for Public Affairs and Communications of The Coca-Cola Export Corporation for 14 years, and, prior to that, was executive assistant and speechwriter to Mr. Enrique Zobel at E. Zobel Inc. for nine (9) years. He was a public affairs commentator at Radio Station DWWW 774 KhZ from 2001-2011 and has been contributing opinion pieces to the newspaper Malaya Business Insight since 2001.

Mr. Baylon obtained his Bachelor of Arts in Political Science Degree from the University of the Philippines.

Ma. Angela G. Villamor (50 years old, Filipino)

Ms. Villamor is a Vice President and Internal Auditor of the Company and is responsible for reviewing the Company's organizational and operational controls, risk management policies, and governance. Prior to joining the Company in 2011, she was a Senior Director in the Assurance Division of SyCip Gorres Velayo & Co. She also worked as Senior Manager in KPMG UAE.

Ms. Villamor obtained her Bachelor of Science in Commerce degree from the University of San Carlos. She completed the Management Development Programme from the Asian Institute of Management.

Barbara Anne C. Migallos (60 years old, Filipino)

Ms. Migallos received her Bachelor of Arts degree in Political Science from the University of the Philippines and graduated cum laude. She also graduated cum laude and Class Salutatorian from the U.P. College of Law, with a Bachelor of Laws degree. She ranked 3rd in the 1979 Bar Examinations.

Ms. Migallos is the Corporate Secretary of the Company. A practicing lawyer since 1980, Ms. Migallos focuses principally on corporate law, mergers and acquisitions, and securities law. She has been a Director of Philex Petroleum Corporation from December 27, 2007 to June 11, 2008, and from May 18, 2010 to the present. She is a Director and Corporate Secretary of Philex Mining and Corporate Secretary of Silangan Mindanao Mining Co., Inc. She is the Managing Partner of the Migallos & Luna Law Offices. Ms. Migallos is also a Director of Mabuhay Vinyl Corporation since 2000 and Philippine Resins Industries since 2001, and Corporate Secretary of Eastern Telecommunications Philippines, Inc. since 2005 and Nickel Asia Corporation since 2010. She is a professorial lecturer in Corporations Law, Insurance, Securities Regulation and Credit

Transactions at the De La Salle University College of Law. She was a Senior Partner of Roco Kapunan Migallos and Luna Law Offices from 1988 to 2006.

Significant Employees

No single person is expected to make a significant contribution to the business since the Company considers the collective efforts of all its employees as instrumental to the overall success of the Company's performance.

Family Relationships

Director Martin Antonio G. Zamora is the son of the Chairman, Manuel B. Zamora, Jr. and is married to a niece of Director Philip T. Ang.

Aside from the above, there are no other family relationships up to the fourth civil degree either by consanguinity or affinity among any of the directors, executive officers and persons nominated or chosen to become directors or executive officers.

Involvement in Certain Legal Proceedings

None of the directors, nominees for election as a director, executive officers or control persons of the Company have been involved in any legal proceeding, including without limitation being the subject of any:

- a. bankruptcy petition filed by or against any business of which such person was a general partner or executive officer either at the time of the bankruptcy or within two (2) years prior to that time;
- b. conviction by final judgment, including the nature of the offense, in a criminal proceeding, domestic or foreign, or being subject to a pending criminal proceeding, domestic or foreign, excluding traffic violations and other minor offenses;
- c. order, judgment or decree, not subsequently reversed, suspended or vacated, of any court of competent jurisdiction, domestic or foreign, permanently or temporarily enjoining, barring, suspending or otherwise limiting his involvement in any type of business, securities commodities or banking activities; and
- d. order or judgment of a domestic or foreign court of competent jurisdiction (in a civil action), the Commission or comparable foreign body, or a domestic or foreign Exchange or other organized trading market or self-regulatory organization finding him/her to have violated a securities or commodities law or regulation,

Certain Relationships and Related Transactions

The Company's significant related party transactions, which are under terms that are no less favorable than those arranged with third parties, and account balances are as follows:

Nickel Ore Sale Agreements with PAMCO

CMC and TMC supply saprolite ore to PAMCO. PAMCO is a stockholder of the Parent Company and TMC. All sales made to PAMCO are transacted at prevailing market prices. Under the terms of the agreement, the base price of the ore products for a specific shipment shall be based on LME. Effective April 2014, ore sales to PAMCO are benchmarked to China prices on the basis of a negotiated price per WMT of ore. PAMCO shall pay the Group eighty percent (80%) to ninety percent (90%) of the provisional invoice amount upon receipt of the

required documents and pay the final payment of each shipment after the final dry weight and applicable assay have been determined.

Nickel Ore Sale Agreement with PAMCO and Sojitz Corporation (“Sojitz”)

RTN supplies saprolite ore to PAMCO under a sale agreement, which shall continue to be valid and in effect until December 2015, wherein PAMCO appointed Sojitz as agent. PAMCO owns thirty six percent (36%) and Sojitz owns four percent (4%) of the outstanding shares in the capital stock of RTN.

Nickel Ore Sale Agreements with SMM

On 1 April 2011, RTN, TMC, HMC, CMC and SMM entered into an agreement to supply nickel ore to the latter. The agreement shall be valid from April 2011 and shall continue to be valid and in effect until December 2015.

Nickel Ore Supply Agreement with CBNC

RTN entered into an agreement with CBNC to supply all of the limonite ore requirements for the Coral Bay Hydro Metallurgical Processing Plant (HPP) facility until the earlier of the cessation of operations at the Coral Bay HPP facility and exhaustion of the limonite ore reserves at the Rio Tuba mine. RTN has also entered into an agreement with CBNC to supply limestone and provide ancillary services to the Coral Bay HPAL facility. CBNC is the owner of the Coral Bay HPP facility.

Nickel Ore Supply Agreement with THNC

TMC entered into an agreement with THNC, a Philippine Corporation, covering the sale of its ore products. Under the terms of the agreement, the base price of the ore products for a specific shipment shall be based on LME.

Service Agreements with CBNC

RTN entered into various service agreements with CBNC pertaining to tailings dam construction, materials handling and others.

Materials Handling Agreement with THNC

On 7 October 2013, TMC and THNC executed an agreement wherein TMC will render services related to the handling, hauling and transport of cargo for the latter. THNC shall compensate TMC based on the prices stipulated in the agreement which are determined on the basis of the weight of the cargo. Payment is collected within fifteen (15) days from receipt of TMC's billing.

Funding Commitment with SMM

RTN's long-term debt was incurred to complete infrastructure projects to support the development of the Coral Bay HPAL facility. These projects included the causeway, trestles and dolphins in the Rio Tuba foreshore and offshore areas.

Funding Commitment with THNC

TMC as owner/developer of Taganito Special Economic Zone (TSEZ) incurred a long-term debt to finance the construction of the pier facilities that will be utilized to support the operations of the Taganito HPAL facility. These projects included the jetty, dolphins, rubber fender, jettymollard and other pier facilities in the Taganito foreshore and offshore areas.

THNC Stockholder's Agreement

On 15 September 2010, NAC, SMM and Mitsui executed a Stockholders Agreement, pursuant to which the parties formed a joint venture company, Taganito HPAL Nickel, to build and operate a plant in Barangay Taganito, Claver, Surigao del Norte for the purpose of producing

and selling nickel-cobalt mixed sulfide to be used for the production of electrolytic nickel and electrolytic cobalt.

Pursuant to the Stockholders Agreement, SMM granted THNC a non-exclusive license of technology owned by SMM to produce the products and has undertaken to provide technical assistance to THNC. The Parent Company has undertaken to cause TMC to supply THNC with nickel ore and limestone and to further cause TMC to make available to THNC the use of the land and infrastructure necessary for the production of the products while Mitsui shall assist THNC in procuring materials and equipment necessary for the mine's operations. The Stockholders Agreement shall terminate upon the dissolution of THNC.

In a separate agreement, SMM, which also owns 62.5% of THNC, agreed to assume Parent Company's obligation to make loans to, or guarantee the repayment of, THNC's loans obligations. The Parent Company, in consideration for this agreement, pays SMM an annual guarantee fee of 1% of THNC's outstanding loans obligation.

CBNC Stockholder Agreement

On 1 July 2002, RTN, along with the other stockholders of CBNC, agreed to make loans to CBNC or guarantee the repayment of CBNC's loans obligation in accordance with the financial requirements of CBNC, in proportion to their shareholding ratio in CBNC.

In a separate agreement dated 22 October 2002, SMM, which owns 54% of CBNC, agreed to assume RTN's obligation to make loans to, or guarantee the repayment of CBNC's loans obligations. RTN, in consideration for this agreement, pays SMM an annual guarantee fee of 1% of CBNC's outstanding loans obligation.

As at 31 December 2013, RTN owns 10% of CBNC's outstanding capital stock. The Parent Company acquired its 10% direct ownership in CBNC by way of property dividend distributed by RTN in March 2014.

Throughput Agreement with THNC

On 4 October 2010, TMC and THNC, a Philippine corporation, executed a Throughput Agreement wherein TMC will construct the pier facilities within the TSEZ pursuant to its role as Developer. The TSEZ is located within the Surigao Mineral Reservation, an area declared for mineral development pursuant to Proclamation 391, under the supervision of the DENR that issued an "Order to Use Offshore Area" dated 20 September 2010 to TMC for the use of such portion of the Surigao Mineral Reservation for the construction of the pier facilities. In relation to this, THNC entered into a Registration Agreement with the PEZA to construct and operate a mineral processing plant within the TSEZ as an Ecozone Export Enterprise.

Under the agreement, TMC will make available the pier facilities and provide certain services to THNC in consideration for usage fees and service fees to be paid by the latter starting April 2011 until 2031, unless terminated earlier. The usage fee amounted to \$1,360,000 for each semi-annual period to be paid on or before October 10 and April 10.

THNC also agrees to pay service fee that will be agreed upon by both parties which shall be billed on a monthly basis.

Prior to the commencement date, THNC may also request TMC to use any part of the constructed Pier Facilities, which is ready for use, upon payment of reasonable compensation which shall be mutually agreed by TMC and THNC.

Throughput Agreement with CBNC

Under the agreement, CBNC shall pay RTN the price which consists of all its direct costs for the pier facilities which includes but not limited to, financial costs, maintenance costs and tax as well as indirect costs directly used for the pier facilities and the services as agreed by the parties. CBNC shall pay to RTN in US dollars, as a part of such financial costs, the amounts to be paid by RTN to SMM such as interests and loan repayments pursuant to the Omnibus Agreement made and entered into by and between RTN and SMM. The agreement shall continue for twenty-five (25) years after 25 November 2002 unless terminated earlier.

Memorandum of Understanding (MOU)

On 14 September 2009, the Parent Company and TMC entered into a MOU with SMM. Pursuant to the terms thereof, the Parent Company and SMM will move ahead on a joint venture basis to build a nickel-cobalt processing plant (the Project) using the HPAL technology adjacent to TMC's mine in Surigao del Norte, while TMC will supply low-grade nickel ore to the plant over the life of the Project. The estimated cost of the Project is \$1.42 billion which is further increased to \$1.59 billion, over a three-year construction period, which started in the last quarter of 2010. The plant will have an annual capacity of 51,000 dry metric tons of mixed nickel-cobalt sulfide over an estimated 30-year project life. The MOU provides that the equity share of the Company and SMM shall be 20%-25% and 75%-80%, respectively.

Following the MOU is the Taganito HPAL Stockholders Agreement (the Agreement) entered into by the Parent Company, SMM and Mitsui, on 15 September 2010 stating that the Project will be undertaken by THNC, a company that will be jointly owned by the Company, SMM and Mitsui with equity interest of 22.5%, 62.5% and 15.0%, respectively. Pursuant to the Agreement, SMM granted THNC a non-exclusive license of technology owned by SMM to produce the products and has undertaken to provide technical assistance to THNC. The Company has undertaken to cause TMC to supply THNC with nickel ore and limestone and to further cause TMC to make available to THNC the use of the land and infrastructure necessary for the production of the products while Mitsui shall assist THNC in procuring materials and equipment necessary for the mine's operations.

It also sets forth the respective rights and obligations of the Parent Company, SMM and Mitsui, including their responsibilities in respect of financing the US\$1,420.0 million, which further increased to US\$1,590.0 million, project investment that will be undertaken by THNC.

The agreement shall terminate upon the dissolution of THNC.

On 20 November 2012, the Parent Company, SMM and Mitsui made additional investment of US\$287.2 million in the form of loans to THNC. SMM had agreed to substitute for the Parent Company to make these loans for which the latter pays guarantee service fee.

On 4 August 2014 and 4 October 2013, the Parent Company, SMM and Mitsui agreed to extend another loans to THNC amounting to US\$117.7 million to cover the latter's working capital requirement and US\$90.0 million for the construction of the tailings dam, respectively.

Loan Guarantee/Substitution Agreement

RTN

Under a loan guarantee service agreement dated 22 October 2002 between RTN and SMM, the latter agreed to satisfy RTN's CBNC loan obligations in consideration of the payment by RTN to SMM of an annual fee equal to one percent (1%) of the relevant outstanding amount.

The fee is payable every February 21 and August 20 of each year. In case of default, such loan guarantee service agreement will be terminated and RTN shall provide loans to CBNC or guarantee the repayment of CBNC's loans payable. Failure to provide such loans or guarantee shall be considered a default under the CBNC Stockholder Agreement.

NAC

Under a loan guarantee/substitution agreement dated 9 December 2011 between NAC and SMM, the latter agreed to substitute for NAC to make loans or guarantee the repayment of THNC pursuant to the Stockholders Agreement dated 15 September 2010.

In consideration of the loans and guarantee made by SMM, NAC shall pay to SMM an annual fee equal to one percent (1%) of the relevant outstanding amount, which is payable every February 21 and August 21 of each year.

On 18 December 2013 and 3 December 2013, NAC and SMM entered into another loan guarantee/substitution agreement with respect to the new loan agreement made and entered by THNC and SMM on 3 December 2013 and 31 January 2013, respectively. The annual fee is also equal to 1% of the relevant outstanding amount, which is payable every March 21 and September 21 of each year.

In case of default, such loan guarantee/substitution agreements will be terminated and NAC shall provide loans to THNC or guarantee the repayment of THNC's loans payable. Failure to provide such loans or guarantee shall be considered a default under the Stockholders' Agreement.

Lease Agreement with THNC

On 31 October 2013, TMC and THNC executed a lease agreement wherein TMC will lease the land within the TSEZ to the lessee. The TSEZ leased area of approximately 675 hectares located at Barangays Taganito and Hayanggabon, Claver, Surigao del Norte. The duration of the lease agreement shall be a period of twenty (20) years starting 1 January 2013, however, rental rate shall be annually agreed by both parties.

Loan Agreement with EPI

On 22 August 2014, the Company and Emerging Power Inc. (EPI) executed a loan agreement amounting to ₱551.0 million which is to be drawn in two (2) tranches. The first and second tranche of the loan is ₱105.0 million and ₱446.0 million, respectively, with an interest rate of 2% p. a.

The loan agreement states that EPI shall pay interest on all outstanding amounts of the first tranche loan and on the second tranche loan at the rate of 2% p. a., payable on the first tranche repayment date for the first tranche loan and on the second tranche repayment date for the second tranche loan.

The proceeds of the first tranche loan shall be used by EPI to fund activities preparatory to drilling and for the drilling of the initial two (2) wells under the Montelago Geothermal Project, while the second tranche loan shall be used to fund the drilling costs and related activities (to include slim or other test holes) on the said initial two (2) wells.

The Company may convert the entire second tranche loan, and not any smaller portion thereof, into shares of stock of EPI constituting fifty five percent (55%) of its total issued and outstanding shares, at any time before the lapse of three hundred sixty five (365) days after drawdown of the entire second tranche loan (the Conversion Period). The Company may exercise such right of

conversion by serving notice in writing to EPI (the Conversion Notice) within the Conversion Period. Upon receipt of a Conversion Notice, EPI shall issue such number of its shares taken from its authorized but unissued shares which, upon issuance, shall constitute fifty five percent (55%) of the issued and outstanding shares of stock of EPI.

For and to secure the loan and the notes covering the same, EPI shall pledge its shares of stock in OMCP consisting one hundred percent (100%) of OMCP's issued and outstanding shares, execute and deliver a Pledge Agreement covering the said shares.

During 2014, the first tranche loan in the amount of ₱105.0 million and forty percent (40%) of the second tranche loan in the amount of ₱178.4 million were already released to EPI.

Notes 31 and 36 of the Notes to Consolidated Financial Statements as of 31 December 2014, is incorporated hereto by reference.

Item 6. Compensation of Directors and Executive Officers

Directors' compensation is on a per diem basis as follow:

Type	Board Meeting	Audit and Risk Committee Meeting	Other Meetings	Stock Option
Executive Director	₱10,000	₱10,000	₱10,000	Yes
Non-executive Director	10,000	10,000	10,000	Yes
Independent Director	150,000	50,000	10,000	Yes

Currently, there are no arrangements for additional compensation of directors.

Officers of the Company receive such remuneration as the Board may determine upon recommendation of the Compensation (Remuneration) Committee.

The following table shows the compensation of the directors and officers for the past two completed fiscal years and estimated to be paid for the ensuing fiscal year:

SUMMARY OF COMPENSATION TABLE (In Thousands)

DIRECTORS	
<u>Year</u>	<u>Directors' Fee</u>
2015 (estimated)	2,312
2014	2,211
2013	1,212

The following table identifies the Chief Executive Officer (“CEO”) and four most highly compensated executive officers (the “named executive officers”) and summarizes their aggregate compensation in 2013 and 2014 and estimated 2015:

NAMED EXECUTIVE OFFICERS			
<u>NAME</u>	<u>POSITION</u>		
Gerard H. Brimo	<i>President & CEO</i>		
Emmanuel L. Samson	<i>Chief Financial Officer</i>		
Jose S. Saret	<i>Former Chief Operating Officer</i>		
Rolando R. Cruz	<i>Vice President of Operations</i>		
Martin Antonio G. Zamora	<i>Vice President for Marketing and Strategic Planning</i>		
	<u>Total Officers'</u>		
<u>Year</u>	<u>Salary</u>	<u>Bonus</u>	<u>Total</u>
2015 (estimated)	P 33,246	P 13,945	P 47,191
2014	32,191	29,624	61,815
2013	29,129	16,482	45,611

ALL DIRECTORS & OFFICERS AS A GROUP			
<u>Year</u>	<u>Salary</u>	<u>Bonus</u>	<u>Total</u>
2015 (estimated)	26,711	21,611	48,322
2014	20,395	16,780	37,175
2013	15,360	8,135	23,495

Compensation of Directors

There are no other arrangements under which the Company’s directors and officers were compensated, or are to be compensated, directly or indirectly, except as described above. Executive Directors are eligible participants under the 2010 Executive Stock Option Plan. All directors are eligible to participate in the 2014 Stock Option Plan approved by the shareholders during the 6 June 2014 Annual General Meeting.

Employment Contracts

There are no special employment contracts between the Company and its named executive officers.

Warrants and Options Outstanding

On 16 June 2010, the Board of Directors and stockholders approved the NAC Executive Stock Option Plan (the “the Plan”) covering 12,000,000 shares of stock. The Plan was duly approved by the Securities and Exchange Commission (SEC) on 20 December 2010.

On 8 June 2012, the stockholders approved the declaration of a 50% stock dividend and the adjustment of the number of shares under the Plan in view of the effect of the stock dividend.

On 19 March 2013, the SEC issued a resolution approving the exemption of 4,457,156 common shares for the Plan from registration.

On 3 June 2013, the stockholders approved the declaration of a 25% stock dividend and the adjustment of the number of shares under the Plan in view of the effect of the stock dividend. On 2 September 2013, the SEC issued a resolution exempting 3,030,058 common shares for the Plan from the registration requirement.

Several executive officers exercised their options under the Plan totaling to 11,431,005 shares, 1,851,218 shares and 2,485,683 shares in 2014, 2013 and 2012, respectively.

On 24 March 2014, the Board of Directors approved the adoption of a new Stock Option Plan (the "New Plan") for officers of the Company and its operating subsidiaries, and Resident Mine Managers. Directors will likewise be eligible to participate in the New Plan. The New Plan was approved by the shareholders during the annual shareholders' meeting held on 6 June 2014. On 21 November 2014, the SEC issued a resolution exempting 32,000,000 common shares for the New Plan from the registration requirement.

On 18 December 2014, the stockholders approved the declaration of a 50% stock dividend and the adjustment of the number of shares under the New Plan in view of the effect of the stock dividend. On 3 March 2015, an application for exemption from the registration requirement of the said adjustment was filed with the SEC.

Item 7. Independent Public Accountants

The appointment, approval or ratification of the Company's independent public accountant will be submitted to the shareholders for approval at the Annual Stockholders' Meeting on 5 June 2015.

The Audit and Risk Committee has recommended, and the Board of Directors has approved, the reappointment of the accounting firm of SyCip Gorres Velayo & Co ("SGV & Co"). SGV & Co has been the Company's independent auditor since its incorporation in July 2008.

The Company's certifying partner, Eleanor A. Layug, signed the Company's Audited Financial Statements for 2014, a copy of which is attached to this Information Statement as an Exhibit to the Annual Report. The Corporation has been advised that the SGV auditors assigned to render audit-related services have no shareholdings in the Company, or a right, whether legally enforceable or not, to nominate persons or to subscribe to the securities of the Company, consistent with the professional standards on independence set by the Board of Accountancy and the Professional Regulation Commission.

Representatives of SGV & Co will be present at the scheduled stockholders meeting. They will have the opportunity to make a statement should they desire to do so and will be available to respond to appropriate questions.

External Audit Fees and Services

Audit and Audit-Related Fees

For 2014, 2013 and 2012, independent accountants were engaged to express an opinion on the financial statements of the Company and its subsidiaries, and to assist in the preparation of the income tax returns of the Company and its subsidiaries.

A regular audit was carried out in accordance with Philippine Financial Reporting Standards. The audit fees for these services were Php10.506 million for 2014, Php10.201 million for 2013, and Php9.809 million for 2012.

The non-audit fees were Php1.878 million for 2014, Php1.227 million for 2013, and Php1.779 million for 2012. Fees for audit and non-audit work are subject to approval of the Audit and Risk Committee before the start of the engagement.

Tax Fees

There were no tax-related services rendered by the independent auditors other than the assistance rendered in the preparation of the income tax returns which formed part of the regular audit engagement.

All Other Fees

Aside from the transfer pricing study, there were no other professional services rendered by the independent auditors.

Audit and Risk Committee's Approval Policies and Procedures

The Company constituted an Audit and Risk Committee in accordance with its Manual on Corporate Governance, which discloses the Audit and Risk Committee's terms of reference/governance. The Audit and Risk Committee is composed of Frederick Y. Dy (Chairman and Independent Director), Gerard H. Brimo and Takanori Fujimura.

On 3 August 2012, the Audit and Risk Committee adopted its Audit Committee Charter, which sets forth in detail the Committee's purpose, authority, duties and responsibilities, as well as its structure and procedures. A copy of the Audit Committee Charter is available on the Company's website.

The Committee's approval policies and procedures for external audit fees and services are stated in the Manual on Corporate Governance and the Charter of the Audit and Risk Committee.

The Committee performs oversight functions over the Company's external auditors. Prior to the commencement of audit work, the independent accountants shall make a presentation of their audit program and schedule to the Committee, including a discussion of anticipated issues on the audit work to be done.

After audit work, the independent accountants shall present its comprehensive report discussing the work carried out, areas of interest and their key findings and observations to the Audit and Risk Committee.

Changes in and Disagreements with Accountants on Accounting and Financial Disclosures

There has been no change in the Company's independent accountants since the Company's incorporation in 2008. Since 2013, the audit engagement partner is Ms. Eleanore A. Layug. There have been no disagreements with the said independent accountants.

C. ISSUANCE AND EXCHANGE OF SECURITIES

Item 9. Authorization or Issuance of Securities Other than for Exchange

(a) Title and Amount of Securities to be Authorized or Issued

The Company will increase its authorized capital stock from Two Billion One Hundred Thirty Nine Million Seven Hundred Thousand Pesos (Php 2,139,700,000.00) divided into Four Billion Two Hundred Sixty Five Million (4,265,000,000) common shares with a par value of Fifty Centavos (Php0.50) per share and Seven Hundred Twenty Million (720,000,000) preferred shares with par value of One Centavo (Php0.01) per share to Nine Billion Six Hundred Thirty Nine Million Seven Hundred Thousand Pesos (Php9,639,700,000.00) divided into Nineteen Billion Two Hundred Sixty Five Million (19,265,000,000) common shares with a par value of Fifty Centavos (Php0.50) per share and Seven Hundred Twenty Million (720,000,000) preferred shares with par value of One Centavo (Php0.01) per share, which will entail an increase in the number of common shares by 15,000,000,000, and will issue 3,795,885,515 shares as 100% stock dividend. This will bring total outstanding common shares from 3,795,885,515 as of record date to 7,591,771,030 shares. The record date of the dividend shall be determined in accordance with the rules of the Securities and Exchange Commission (SEC) and the Philippine Stock Exchange (PSE), and after the approval of two-thirds (2/3) of the outstanding capital stock of the Company have been obtained. The outstanding preferred shares shall remain at 720,000,000 shares at Php 0.01 par value each.

(b) Description of Registrant's Securities

The Company currently has an authorized capital stock of Two Billion One Hundred Thirty Nine Million Seven Hundred Thousand Pesos (Php 2,139,700,000.00) divided into Four Billion Two Hundred Sixty Five Million (4,265,000,000) common shares with a par value of Fifty Centavos (Php0.50) per share and Seven Hundred Twenty Million (720,000,000) preferred shares with par value of One Centavo (Php0.01) per share. As of 31 March 2015, 3,795,885,515 common shares and 720,000,000 preferred shares are outstanding.

Stockholders holding common shares enjoy dividend and voting rights, pro rata to their shareholdings. Stockholders with preferred shares have the same right to vote as common shares but shall not participate in dividends declared by the Company and with a fixed cumulative dividend rate of seven percent (7%) per annum. Aside from these and all other rights of shareholders under the Corporation Code, stockholders of the Company have no other material rights.

There are no provisions in the Company's by-laws that would delay, defer or prevent a change in control of the Company.

(c) Description of Transaction

An amendment of Article Seventh of the Company's Articles of Incorporation will be submitted for approval during the Annual General Meeting of the stockholders to increase the authorized capital stock from Two Billion One Hundred Thirty Nine Million Seven Hundred Thousand Pesos (Php 2,139,700,000.00) divided into Four Billion Two Hundred Sixty Five Million (4,265,000,000) common shares with a par value of Fifty Centavos (Php0.50) per share and Seven Hundred Twenty Million (720,000,000) preferred shares with par value of One Centavo (Php0.01) per share to Nine Billion Six Hundred Thirty Nine Million Seven Hundred Thousand Pesos (Php9,639,700,000.00) divided into Nineteen Billion Two Hundred Sixty Five Million

(19,265,000,000) common shares with a par value of Fifty Centavos (Php0.50) per share and Seven Hundred Twenty Million (720,000,000) preferred shares with par value of One Centavo (Php0.01) per share. In support of the said increase in authorized capital stock, the Board of Directors declared a one hundred percent (100%) stock dividend for all common shares or a total of 3,795,885,515 common shares (Php 1,897,942,757.50 at Php 0.50 par value each) shall be distributed as stock dividends. Adjustments will be made to the number of shares reserved for the Company's stock option plans.

The record date for the entitlement to stock dividends shall be determined in accordance with the rules of the SEC and PSE after the approval of two-thirds (2/3) of the outstanding capital stock of the Company have been obtained. Each stockholder as of said record date will receive such number of stock dividend shares as he is entitled equivalent to one hundred percent (100%) of his existing shareholding. Fractional shares will be rounded down to the nearest whole number.

The Corporation will not receive any consideration for the issuance of the shares as stock dividend.

Item 11. Finance and Other information

Copies of the Management Report, the Audited Financial Statements for the year ended 31 December 2014 are attached hereto.

The Management's Discussion and Analysis of Financial Condition and Results of Operations are stated on pages 1-17 of the attached Management Report. The notes to the Consolidated Financial Statements are incorporated hereto by reference.

The Company has not made any changes in and has not had any disagreements with its external auditor on accounting and financial disclosures.

Representatives of the Company's external auditor, SyCip Gorres Velayo & Co. (SGV) are expected to be present at the stockholders' meeting. They will have the opportunity to make a statement if they desire to do so and are expected to be available to respond to appropriate questions.

D. OTHER MATTERS

Item 15. Action with Respect to Reports

Action is to be taken on the reading and approval of the following:

1. Minutes of the Previous Stockholders' Meeting

The Minutes of the Annual Stockholders' Meeting held on 6 June 2014 and the Minutes of the Special Stockholders' Meeting held on 18 December 2014 are available for inspection by stockholders at the principal offices of the Company. A copy of said Minutes is also posted on the Company's website. Copies of said minutes will also be made available upon request at the venue of the next annual stockholders' meeting.

Matters taken up during the 2014 Stockholders' Meeting were the: (i) reading and approval of the Minutes of the 2013 Stockholders' Meeting; (ii) presentation and

approval of the Annual Report including the Audited Financial Statements for 2013; (iii) approval of Stock Option Plan; (iv) amendment of Articles of Incorporation to change place of business to Taguig City in compliance with the Corporation Code and SEC Memorandum Circular No. 3, series of 2006; (v) ratification and approval of the acts of the Board and Officers and Executive Officers for 2014; (vi) appointment of Sycip, Gorres Velayo & Co. as external auditors; and (vii) election of Directors of the Company for 2014.

The sole matter taken up during the Special Stockholders' Meeting held on 18 December 2014 was the declaration of fifty percent (50%) stock dividend.

2. Management Reports

The Company's Management Report, which includes the Audited Financial Statements for 2014, will be submitted for approval by the stockholders. A copy of the Management Report is attached to this Information Statement. Upon written request, shareholders shall be provided with a copy of the Company's Annual Report on SEC Form 17-A free of charge (please see page 29).

Item 17. Amendment of Charter

On 27 March 2015, the Board of Directors approved the Company's increase in authorized capital stock from Two Billion One Hundred Thirty Nine Million Seven Hundred Thousand Pesos (Php 2,139,700,000.00) divided into Four Billion Two Hundred Sixty Five Million (4,265,000,000) common shares with a par value of Fifty Centavos (Php0.50) per share and Seven Hundred Twenty Million (720,000,000) preferred shares with par value of One Centavo (Php0.01) per share to Nine Billion Six Hundred Thirty Nine Million Seven Hundred Thousand Pesos (Php9,639,700,000.00) divided into Nineteen Billion Two Hundred Sixty Five Million (19,265,000,000) common shares with a par value of Fifty Centavos (Php0.50) per share and Seven Hundred Twenty Million (720,000,000) preferred shares with par value of One Centavo (Php0.01) per share, and the corresponding amendment to the Company's Articles of Incorporation. The said increase in capital stock will be supported by the 100% stock dividend discussed in Item 9, pages 24 to 25.

Item 18. Other Proposed Action

Action is to be taken on the ratification and approval of the acts of the Board of Directors and executive officers for the corporate year 2014 – 2015. The resolution to be adopted will be the ratification and approval of the acts of the Board of Directors and executive officers for the year 2014.

Meetings of the Board of Directors were held on 24 March 2014, 6 May 2014, 22 May 2014, 6 June 2014, 8 August 2014, 10 November 2014, 13 January 2015, and 27 March 2015.

At these meetings, principal matters discussed included the presentation of detailed operations and financial reports. Operations reports included market information and metal prices, volume of production and sales, and business development updates. Financial reports included consolidated and per segment figures on revenue, costs and expenses, other income and charges, income or loss before tax, net income or loss, balance sheet and statements of cash flows. In addition to these regular reports, the Board approved the matters set forth below.

At the meeting held on 6 May 2014, the Board approved the 2014 first quarter unaudited financial statements. During the same meeting, the Board approved the appointment of Mr. Emmanuel L. Samson, Chief Financial Officer, as Corporate Governance Officer, and Sycip Gorres Velayo & Co., as external auditors of the Company. The Board also approved the grant of a one-year \$10.2 Million loan to the Montelago Project.

On 22 May 2014, the Board approved the Company's Code of Business Conduct and Ethics and the adoption of CG policies on: Conflict of Interest, Insider Trading, Procurement Governance: Suppliers & Purchasing, Gifts, Hospitality and Sponsored Travel, and Employee Disclosures and Complaints (Whistle Blowing Policy).

At the organizational meeting held on 6 June 2014, the Board elected the officers of the Company and designated the members of the Board Committees.

At the meeting on 8 August 2014, the Board approved the 2014 first half unaudited financial statements, and the full year revised forecast mainly due to an increase in budgeted volume, and higher average realized price of ores. The revised terms of the loan to the Montelago Project was approved by the Board, to wit, Tranche 1 loan for \$2.4 Million is non-convertible and Tranche 2 loan for \$10.2 Million is convertible at the option of the Company to 55% equity in Emerging Power, Inc. The Board also approved and ratified the revised Corporate Governance Manual, which was revised in compliance with SEC Memo Circular No. 9, series of 2014.

At the meeting on 10 November 2014, the Board approved the financial report for the first nine (9) months of 2014, opening of investment accounts, designating signatories to the said accounts, and the opening of a credit facility, designating signatories thereto. The Board also approved the 2015 budget. At the same meeting, the Board approved the declaration of a cash dividend of ₱0.50 per share, and the declaration of a 50% stock dividend, subject to shareholders' approval. For this purpose, the Board approved the calling of a special stockholders' meeting on 18 December 2014. During the said special stockholders' meeting, shareholders holding at least 2/3 of the outstanding capital stock approved the 50% stock dividend and the adjustments to the number of shares reserved for the Company's stock option plans.

At the special meeting held on 13 January 2015, the Board approved the appointment of Mr. Augusto C. Villaluna as Vice President – Operations and Mr. Gerardo Ignacio B. Ongkingco as Vice President – Human Resources. The Board also approved the adjustments to the grants under the Company's stock option plans due to the effects of the 50% stock dividend approved by the shareholders during the special meeting held on 18 December 2014.

At the meeting held on 27 March 2015, the Board approved the Company's audited financial statements as of 31 December 2014; declaration of a cash dividend of ₱1.00 per share; declaration of a 100% stock dividend, subject to shareholders' approval; the Company's retirement plan, as approved by the Compensation (Remuneration) Committee; the conversion of the loan to the Montelago Project to equity, and additional investments in Emerging Power Inc. At the same meeting, the Board scheduled the Company's Annual Stockholders' Meeting on 5 June 2015.

Item 19. Voting Procedures

Under the Company's policy for the effective participation by shareholders in shareholders' meetings of the Company and the exercise of shareholders' right to vote:

1. Voting shall be by balloting or poll at all shareholders' meetings.
2. Voting and vote tabulation procedures shall be explained in the materials for shareholders' meetings (which shall be distributed to shareholders at least 28 days prior to the meeting) and at the start of every meeting.
3. Tabulation and validation of votes shall be undertaken by an independent party appointed by the Company. For the 2015 AGM, Sycip Gorres Velayo & Co., the Company's independent external auditor shall work with STSI, the Company's stock transfer agent, to tabulate and validate the votes.
4. Voting results for each item on the agenda shall be announced during the meeting and shall be made publicly available immediately.

Stockholders as of 15 April 2015 may vote at the Annual General Stockholders' Meeting on 5 June 2015. Stockholders have the right to vote in person or by proxy.

Approval of the matters requiring stockholder action as set forth in the Agenda and this Information Statement would require the affirmative vote of the stockholders owning at least a majority of the outstanding voting capital stock except for two items which will require the affirmative vote of stockholders representing 2/3 of the outstanding capital stock, *i.e.*, the declaration of a 100% stock dividend and the increase in authorized capital stock of the Company from Php2,139,700,000.00 to Php9,639,700,000.00 will require the affirmative vote of shareholders holding at least 2/3 of the outstanding capital stock.

In the election of directors, cumulative voting may be adopted. On this basis, each stockholder as of 15 April 2015 may vote the number of shares registered in his name for each of the nine (9) directors to be elected, or he may multiply the number of shares registered in his name by nine (9) and cast the total of such votes for one (1) director, or he may distribute his votes among some or all of the nine (9) directors to be elected. The nine (9) nominees with the greatest number of votes will be elected directors.


PART II.

(PLEASE SEE SEPARATE PROXY FORM)

SIGNATURE PAGE

After reasonable inquiry and to the best of my knowledge and belief, I certify that the information set forth in this report is true, complete and correct. This report is signed in the City of Makati on 30 April 2015.

By:


BARBARA ANNE C. MIGALLOS
Corporate Secretary

UPON THE WRITTEN REQUEST OF THE STOCKHOLDER, THE COMPANY UNDERTAKES TO FURNISH SAID STOCKHOLDER A COPY OF THE COMPANY'S ANNUAL REPORT ON SEC FORM 17-A, AS FILED WITH THE SEC FREE OF CHARGE. ANY WRITTEN REQUEST SHALL BE ADDRESSED TO:

ATTY. BARBARA ANNE C. MIGALLOS
Corporate Secretary

NICKEL ASIA CORPORATION
28th Floor, NAC Tower, 32nd Street, Bonifacio Global City, Taguig City, Metro Manila

PROXY

The undersigned stockholder of **NICKEL ASIA CORPORATION** (the "Company") hereby appoints _____ or in his absence, the Chairman of the meeting, as attorney-in-fact or proxy, with power of substitution, to represent and vote all shares registered in his/her name as proxy of the undersigned stockholder, at the **Annual General Meeting of Stockholders** of the Company to be held at **Ascott Ballroom, 5th Floor, Ascott Bonifacio Global City, 5th Ave. cor. 28th St., BGC, Taguig City** on **5 June 2015 at 2:00 p.m.** and at any of the adjournments thereof for the purpose of acting on the following matters:

1. Approval of minutes of annual stockholders' meeting held on 6 June 2014 and special stockholders' meeting held on 18 December 2014
 Yes No Abstain
2. Approval of annual reports and Audited Financial Statements for the year ending 31 December 2014
 Yes No Abstain
3. Amendment of Article Seventh of the Company's Articles of Incorporation to increase Authorized Capital Stock from Php2,139,700,000.00 to Php9,639,700,000.00
 Yes No Abstain
4. Declaration of one hundred percent (100%) stock dividend
 Yes No Abstain
5. Ratification and approval of the acts of the Board of Directors and executive officers
 Yes No Abstain
6. Appointment of Sycip, Gorres, Velayo & Co. as independent auditors
 Yes No Abstain
7. Election of Directors
 Vote for all nominees listed below:
Manuel B. Zamora, Jr. Takanori Fujimura
Gerard H. Brimo Takeshi Kubota
Martin Antonio G. Zamora Fulgencio S. Factoran, Jr. (Independent)
Philip T. Ang Frederick Y. Dy (Independent)
Luis J. L. Virata

 Withhold authority for all nominees listed above

 Withhold authority to vote for the nominees listed below:

8. At their discretion, the proxies named above are authorized to vote upon such other matters as may properly come before the meeting.

Date

Printed Name of Stockholder

Signature of Stockholder/ Authorized Signatory

This proxy should be received by the Corporate Secretary on or before **25 May 2015**, the deadline for submission of proxies.

This proxy, when properly executed, will be voted in the manner as directed herein by the stockholder(s). If no direction is made, this proxy will be voted "for" the election of all nominees and for the approval of the matters stated above and for such other matters as may properly come before the meeting in the manner described in the information statement and/or as recommended by management or the board of directors.

A proxy submitted by a corporation should be accompanied by a Corporate Secretary's Certificate quoting the board resolution designating a corporate officer to execute the proxy. Proxies executed by brokers must be accompanied by a certification under oath stating that the broker has obtained the written consent of the account holder.

A stockholder giving a proxy has the power to revoke it at any time before the right granted is exercised. A proxy is also considered revoked if the stockholder attends the meeting in person and expresses his intention to vote in person. This proxy shall be valid for five (5) years from the date hereof unless otherwise indicated in the box herein provided.

No director or executive officer, nominee for election as director, or associate of such director, executive officer of nominee of the Company, at any time since the beginning of the last fiscal year, has any substantial interest, direct or indirect by security holdings or otherwise, in any of the matters to be acted upon in the meeting, other than election to office.

REPORT ACCOMPANYING THE INFORMATION STATEMENT

MANAGEMENT REPORT

I. Financial Statements

The audited consolidated financial statements of the Company and its subsidiaries for the year ended 31 December 2014 in compliance with SRC Rule 68, as amended, is attached to the Information Statement and is incorporated by reference.

II. Information on Independent Accountants and other Related Matters

The Company's consolidated financial statements for the year ended 31 December 2014 have been audited by SyCip Gorres Velayo & Co ("SGV & Co") (a member practice of Ernst & Young Global Limited), independent auditors, as stated in their reports appearing herein.

Ms. Eleanore A. Layug is the Company's current audit partner. We have not had any disagreements on accounting and financial disclosures with our current external auditors for the same periods or any subsequent interim period.

There were no disagreements with SGV & Co. on any matter of accounting and financial disclosure.

The following table sets out the aggregate fees incurred for the year 2014 and 2013 for professional services rendered by SGV & Co.:

	2014	2013
	<i>(In Thousands)</i>	
Audit and Audit-Related Services	₱10,506	₱10,201
Non-Audit Services	1,878	1,227
Total	₱12,384	₱11,428

III. Management's Discussion and Analysis of Financial Condition and Results of Operations

The following discussion and analysis is based on the audited consolidated financial statements as at December 31, 2014 and 2013 and for the years ended December 31, 2014, 2013 and 2012, prepared in conformity with Philippine Financial Reporting Standards (PFRS) and accompanying Notes to the Consolidated Financial Statements and should be read in conjunction with the audited consolidated financial statements.

The Group has not, in the past five years and since its incorporation, revised its financial statements for reasons other than changes in accounting policies.

Summary Financial Information

The Consolidated Financial Statements as at December 31, 2014 and 2013 and for the years ended December 31, 2014, 2013 and 2012 are hereto attached.

The following table sets forth the summary financial information for the three years ended December 31, 2014, 2013 and 2012 and as at December 31, 2014, 2013 and 2012:

	Summary Consolidated Statements of Income			Horizontal Analysis			
	For the Years Ended			Increase (Decrease)		Increase (Decrease)	
	2014	2013	2012	2014 vs. 2013	%	2013 vs. 2012	%
	<i>(In thousand pesos)</i>						
Revenues	24,745,704	11,109,529	11,606,907	13,636,175	123%	(497,378)	-4%
Cost and expenses	(10,445,770)	(7,562,413)	(7,458,036)	2,883,357	38%	104,377	1%
Finance income	172,104	166,753	235,040	5,351	3%	(68,287)	-29%
Finance expenses	(164,369)	(128,298)	(114,536)	36,071	28%	13,762	12%
Equity in net income (losses) of associates	522,380	(184,703)	(114,639)	(707,083)	-383%	70,064	61%
Other income - net	470,897	309,783	300,262	161,114	52%	9,521	-3%
Provision for income tax - net	(4,292,827)	(1,124,215)	(1,334,698)	3,168,612	282%	(210,483)	-16%
Net income	11,008,119	2,586,436	3,120,300	8,421,683	326%	(533,864)	17%
Net income attributable to:							
Equity holders of the parent	8,551,627	2,053,674	2,207,210	6,497,953	316%	(153,536)	-7%
Non-controlling interests	2,456,492	532,762	913,090	1,923,730	361%	(380,328)	-42%
	11,008,119	2,586,436	3,120,300	8,421,683	326%	(533,864)	-17%

	Summary Consolidated Statements of Income			Vertical Analysis			
	For the Years Ended			Increase (Decrease)		Increase (Decrease)	
	2014	2013	2012	2014 vs. 2013	%	2013 vs. 2012	%
	<i>(In thousand pesos)</i>						
Revenues	24,745,704	11,109,529	11,606,907	13,636,175	162%	(497,378)	93%
Cost and expenses	(10,445,770)	(7,562,413)	(7,458,036)	2,883,357	34%	104,377	-20%
Finance income	172,104	166,753	235,040	5,351	0%	(68,287)	13%
Finance expenses	(164,369)	(128,298)	(114,536)	36,071	0%	13,762	-3%
Equity in net income (losses) of associates	522,380	(184,703)	(114,639)	(707,083)	-8%	70,064	-13%
Other income - net	470,897	309,783	300,262	161,114	2%	9,521	-2%
Provision for income tax - net	(4,292,827)	(1,124,215)	(1,334,698)	3,168,612	38%	(210,483)	39%
Net income	11,008,119	2,586,436	3,120,300	8,421,683	100%	(533,864)	100%
Net income attributable to:							
Equity holders of the parent	8,551,627	2,053,674	2,207,210	6,497,953	77%	(153,536)	29%
Non-controlling interests	2,456,492	532,762	913,090	1,923,730	23%	(380,328)	71%
	11,008,119	2,586,436	3,120,300	8,421,683	100%	(533,864)	100%

Summary Consolidated Statements of Financial Position

	2014	2013	2012	Horizontal Analysis			
				Increase (Decrease)		Increase (Decrease)	
				2014 vs. 2013	%	2013 vs. 2012	%
	<i>(In Thousand Pesos)</i>						
Current assets	20,611,470	14,601,036	13,449,547	6,010,434	41%	1,151,489	9%
Noncurrent assets	14,572,438	14,312,492	13,729,670	259,946	2%	582,822	4%
Total assets	<u>35,183,908</u>	<u>28,913,528</u>	<u>27,179,217</u>	<u>6,270,380</u>	<u>22%</u>	<u>1,734,311</u>	<u>6%</u>
Current liabilities	2,114,567	1,308,963	1,275,729	805,604	62%	33,234	3%
Noncurrent liabilities	2,166,995	2,392,777	2,321,784	(225,782)	-9%	70,993	3%
Non-controlling interests	3,716,715	4,721,640	4,705,278	(1,004,925)	-21%	16,362	0%
Equity attributable to equity holders of the Parent	27,185,631	20,490,148	18,876,426	6,695,483	33%	1,613,722	9%
Total liabilities and equity	<u>35,183,908</u>	<u>28,913,528</u>	<u>27,179,217</u>	<u>6,270,380</u>	<u>22%</u>	<u>1,734,311</u>	<u>6%</u>

Summary Consolidated Statements of Financial Position

	2014	2013	2012	Vertical Analysis			
				Increase (Decrease)		Increase (Decrease)	
				2014 vs. 2013	%	2013 vs. 2012	%
	<i>(In Thousand Pesos)</i>						
Current assets	20,611,470	14,601,036	13,449,547	6,010,434	96%	1,151,489	66%
Noncurrent assets	14,572,438	14,312,492	13,729,670	259,946	4%	582,822	34%
Total assets	<u>35,183,908</u>	<u>28,913,528</u>	<u>27,179,217</u>	<u>6,270,380</u>	<u>100%</u>	<u>1,734,311</u>	<u>100%</u>
Current liabilities	2,114,567	1,308,963	1,275,729	805,604	13%	33,234	2%
Noncurrent liabilities	2,166,995	2,392,777	2,321,784	(225,782)	-4%	70,993	4%
Non-controlling interests	3,716,715	4,721,640	4,705,278	(1,004,925)	-16%	16,362	1%
Equity attributable to equity holders of the Parent	27,185,631	20,490,148	18,876,426	6,695,483	107%	1,613,722	93%
Total liabilities and equity	<u>35,183,908</u>	<u>28,913,528</u>	<u>27,179,217</u>	<u>6,270,380</u>	<u>100%</u>	<u>1,734,311</u>	<u>100%</u>

Summary Consolidated Statements of Cash Flows

	For the Years Ended December 31		
	2014	2013	2012
	<i>(In Thousand Pesos)</i>		
Net cash flows from (used in):			
Operating activities	11,261,684	4,120,922	4,078,964
Investing activities	(2,480,161)	(1,913,083)	(3,298,652)
Financing activities	(5,550,515)	(1,310,079)	(1,759,134)
Net increase (decrease) in cash and cash equivalents	<u>3,231,008</u>	<u>897,760</u>	<u>(978,822)</u>
Cash and cash equivalents, beginning	10,234,336	9,263,451	10,350,592
Effect of exchange rate changes in cash and cash equivalents	96,459	73,125	(108,319)
Cash and cash equivalents, end	<u>13,561,803</u>	<u>10,234,336</u>	<u>9,263,451</u>

Results of Operations

Calendar year ended December 31, 2014 compared with calendar year ended December 31, 2013

Revenues

Our total revenues were ₱24,745.7 million in 2014 as compared to ₱11,109.5 million in 2013, an increase of ₱13,636.2 million, or 123%.

Sale of ore

We sold an aggregate 17,873.3 thousand WMT of nickel ore in 2014, an increase of 28% compared to 13,998.4 thousand WMT of nickel ore in 2013. Our sales for this year included 5,740.5 thousand WMT of saprolite ore sold to Japanese and Chinese customers, 4,568.2 thousand WMT of limonite ore to our Chinese customers, 158.4 thousand WMT of limonite ore to an Australian company and 7,406.2 thousand WMT of limonite ore to CBNC and THNC compared to sales of 3,594.2 thousand WMT, 6,124.7 thousand WMT, nil and 4,279.5 thousand WMT, respectively, in 2013.

The growth in shipment volumes was largely the result of increased ore deliveries to the HPAL plants, in particular to the Taganito HPAL facility, now on its first full year of commercial operations. The said plant was still in its pre-operating stage last year. As a result, total ore deliveries to the two HPAL plants reached 7,406.2 thousand WMT in 2014 compared to 4,279.5 thousand WMT in 2013. The direct exports of ore likewise contributed to our higher shipments, increasing from 9,718.9 thousand WMT in 2013 to 10,467.1 thousand WMT in 2014.

Our revenue from sale of nickel ore was ₱23,736.6 million in 2014 compared to ₱10,321.7 million in 2013, an increase of ₱13,414.9 million or 130%. The effect of the Indonesian ore export ban has led to significantly higher ore prices in 2014. On a US dollar per WMT basis, the average realized price received for ore sales to Japanese, Chinese and Australian customers totaling 10,467.1 thousand WMT of both saprolite and limonite ore sold amounted to \$45.10. This compares to an average price of \$21.28 per WMT in 2013 on a total of 9,718.9 thousand WMT of ore sold.

With respect to low-grade limonite ore sold to both the Coral Bay and Taganito plants, which remain benchmarked to LME prices, we realized an average of \$7.69 per pound of payable nickel on 7,406.2 thousand WMT sold in 2014. This compares to an average price of \$6.70 per pound of payable nickel on 4,279.5 thousand WMT sold in 2013.

We own 60% of Rio Tuba Nickel Mining Corporation (“RTN”), which owns and operates the Rio Tuba mine. RTN’s revenue from sale of nickel ore was ₱6,610.4 million in 2014 compared to ₱3,035.8 million in 2013, an increase of ₱3,574.6 million or 118%. RTN sold an aggregate 5,972.4 thousand WMT of nickel ore in 2014 compared to an aggregate 5,774.4 thousand WMT of nickel ore sold last year. The volume of saprolite ore sold to Japanese customers increased by 541.1 thousand WMT or 144% and the volume of saprolite and limonite ore sold to Chinese customers decreased by 320.7 thousand WMT or 16%. Further, the volume of limonite ore sold to CBNC decreased by 22.5 thousand WMT or 1%.

RTN’s revenue from sale of limestone ore was ₱316.1 million in 2014, as compared to ₱153.8 million in 2013, an increase of ₱162.3 million or 106%. A total of 429.0 thousand WMT of limestone ore was delivered to CBNC this year compared to 211.6 thousand WMT last year. In 2013, most of CBNC’s requirement for limestone ore was acquired from another supplier and this caused the lower limestone ore delivery last year. In addition, one of CBNC’s plants had undergone maintenance shutdown in 2013.

We own 65% of Taganito Mining Corporation (“TMC”), which owns and operates the Taganito mine. TMC’s operations became the largest and accounted for 40% of total shipments during the year. TMC’s revenue from sale of nickel ore was ₱8,479.0 million in 2014 as compared to ₱3,109.1 million in 2013, an increase of ₱5,369.9 million, or 173%. TMC sold an aggregate 7,087.7 thousand WMT of nickel ore this year as compared to an aggregate 3,893.1 thousand WMT of nickel ore last year. The volume of saprolite ore sold to Japanese customers increased by 210.9 thousand WMT or 47% and the volume of saprolite

and limonite ore sold to Chinese customers decreased by 165.5 thousand WMT or 6%. Further, TMC was able to deliver 4,023.4 thousand WMT of limonite ore to the THNC plant in 2014 whereas there was only 874.2 thousand WMT in 2013.

We own 100% of CMC, which owns and operates the Cagdianao mining operations. CMC's revenue from sale of nickel ore was ₱3,595.5 million in 2014 as compared to ₱737.9 million in 2013, an increase of ₱2,857.6 million, or 387%. CMC sold an aggregate 1,350.3 thousand WMT of nickel ore this year compared to an aggregate 888.8 thousand WMT of nickel ore last year.

We own 100% of HMC, which owns and operates the Taganaan mining operations. HMC's revenue from sale of nickel ore was ₱5,051.7 million in 2014 compared to ₱3,438.9 million in 2013, an increase of ₱1,612.8 million, or 47%. This year HMC managed to sell an aggregate 3,462.9 thousand WMT of saprolite and limonite ore to Chinese customers compared to 3,442.0 thousand WMT of saprolite and limonite ore to Japanese and Chinese customers last year.

Services and Others

Our revenue from services and others was ₱693.0 million in 2014 compared to ₱634.0 million in 2013, an increase of ₱59.0 million, or 9%. Services revenue largely consists of payments made to us in consideration for hauling, manpower and other ancillary services that RTN and TMC provides to CBNC and THNC, respectively, and usage fee charged by TMC to THNC for the use of its pier facility. The main reason for the sudden increase in our revenues from services and others in 2014 was due to the increase in materials handling services rendered by TMC to THNC, being the latter's first full year of commercial operations whereas in 2013, Taganito HPAL facility was still in its pre-operating stage.

Costs and Expenses

Our costs and expenses amounted to ₱10,445.8 million in 2014 as compared to ₱7,562.4 million in 2013, an increase of ₱2,883.4 million, or 38%.

Cost of Sales

Our cost of sales was ₱5,356.4 million in 2014 as compared to ₱4,489.3 million in 2013, an increase of ₱867.1 million, or 19%. The slight increase in cost of sales was due to the combination of higher volume of production and shipments but lower production cost. The movement in cost of sales was attributable to the net effect of increase in production overhead from ₱1,938.3 million to ₱2,613.0 million, outside services from ₱869.4 million to ₱1,246.4 million, personnel cost from ₱669.7 million to ₱894.2 million, and depreciation and depletion from ₱830.5 million to ₱984.4 million.

Cost of Services

Cost of services was ₱371.1 million in 2014 as compared to ₱335.3 million in 2013, an increase of ₱35.8 million, or 11%. Costs of services largely consist of the cost of hauling, providing manpower and other ancillary services to CBNC and THNC, plus the costs of maintaining the pier facility used by THNC. The surge in cost of services arises mainly from the 126% increase in volume handled for materials handling services rendered by TMC to THNC in 2014 whereas in 2013, the volume handled was only minimal.

Shipping and Loading

Shipping and loading costs were ₱1,837.6 million for the year 2014 compared to ₱1,398.8 million for the year 2013, an increase of ₱438.8 million, or 31%. Aside from the 8% increase in volume of our direct export of ores to Japan, China and Australia, the increment in shipping and loading costs was also brought by additional barges hired/contracted due to

dry-docking of three tugboats of RTN, repair of one LCT of TMC and dry-docking of two LCTs of HMC.

Excise Taxes and Royalties

Our excise taxes and royalties were ₱1,754.8 million in 2014 compared to ₱648.6 million in 2013, an increase of ₱1,106.2 million, or 171%. The increase in excise taxes and royalties was attributable to the growth in our sales revenue during the year as compared to the same period last year, particularly from TMC and CMC.

Marketing

Marketing costs were ₱168.9 million and ₱65.6 million in 2014 and 2013, respectively. Basically, the increase in marketing cost was due to higher commission paid by CMC to its claim owner which is based on a certain percentage of its sales revenue.

General and Administrative

General and administrative expenses were ₱956.9 million for the year 2014 compared to ₱624.8 million for the year 2013, an increase of ₱332.1 million, or 53%. The increase in taxes and licenses by ₱149.7 million, personnel cost by ₱60.8 million, outside services by ₱35.6 million and donations by ₱37.0 million caused the significant increase in the account. The increment in taxes and licenses pertains to the fringe benefit tax on stock option exercised during the year. In 2014, a total of 11.4 million shares were exercised, with corresponding fringe benefit tax of ₱116.4 million, as compared to only 1.9 million shares in 2013, with corresponding fringe benefit tax of ₱15.4 million. In addition, the benefit given in 2014 was higher because the Company's stock price at exercise dates ranges from ₱17.02 to ₱47.80 compared to ₱21.25 to ₱27.75 in 2013. Higher incentives were also given to employees due to favorable results of operations in 2014, thus personnel cost increased. Moreover, donations amounting to ₱31.5 million were given to the victims of super typhoon in Guiuan, Eastern Samar. The donations were used in the delivery of relief goods and building and reconstruction of houses. Aside from that, donations amounting to ₱3.5 million were also given to the Philippine General Hospital for the renovation of the wards.

Finance Income

Our finance income was ₱172.1 million in 2014 as compared to ₱166.8 million in 2013, an increase of ₱5.3 million, or 3%.

Finance Expenses

Our finance expense was ₱164.4 million in 2014 as compared to ₱128.3 million in 2013, an increase of ₱36.1 million, or 28%. Basically, the movement in our finance expense arises from the increase in our loan guarantee service fee, which moved from ₱104.2 million to ₱134.8 million, due to additional loan drawn by THNC. The guarantee service fee is related to the Taganito HPAL project.

Equity in Net Income (Losses) of Associates

Our equity in net income or losses of THNC and CBNC was ₱522.4 million income and ₱184.7 million loss in 2014 and 2013, respectively. The result of THNC's operations in 2014 and 2013 was a net income of US\$32.1 million and a net loss of US\$19.3 million, respectively. On the other hand, the results of CBNC 's operations for the last three quarters of 2014 was income of US\$59.4 million.

Other Income - net

Our other income-net in 2014 was ₱470.9 million compared to ₱309.8 million in 2013, an increase of ₱161.1 million, or 52%. The significant increase in our other income-net was brought mainly by the movement in foreign exchange gains from ₱53.3 million in 2013 to

₱182.5 million in 2014. In both periods, the Group was in net foreign currency denominated asset position but the average value of peso to dollar in 2014 of ₱44.39 was higher compared to ₱42.43 in 2013, thus the increase in foreign exchange gains. In addition, the net effect of the reversal of allowance for impairment losses resulted to an increase in other income – net by ₱362.2 million. Special projects of RTN also increased from ₱28.4 million to ₱84.8 million. However, the increase was partially offset by the decrease in dividend income and gain on sale of property and equipment and investment properties. In 2013, CBNC paid dividends of ₱60.5 million and the Group sold its condominium units at a gain of ₱222.0 million and none of these happened in 2014. Moreover, TMC recognized impairment for its conveyor amounting to ₱98.5 million which has become inoperational last September 1, 2014.

Provision for (Benefit from) Income Tax

Provision for income tax was ₱4,292.8 million in 2014 compared to ₱1,124.2 million in 2013, an increase of ₱3,168.6 million, or 282%. Our current provision for income tax in 2014 was ₱4,265.5 million compared to ₱1,169.5 million in 2013, an increase of ₱3,096.0 million, or 265% primarily due to the increase in our taxable income in 2014 resulting from higher sales revenue. Our provision for deferred income tax in 2014 was ₱27.4 million compared to a benefit from deferred income tax of ₱45.3 million in 2013, an increase in provision for deferred income tax of ₱72.7 million, or 160%. The provision for deferred income tax in 2014 was higher compared to 2013 due to the application of NOLCO amounting to ₱169.8 million (with tax effect of ₱51.0 million) and application of excess of MCIT over RCIT of ₱19.9 million.

Net Income

As a result of the foregoing, our consolidated net income was ₱11,008.1 million in 2014 compared to ₱2,586.4 million in 2013. Net of non-controlling interests, our net income was ₱8,551.6 million in 2014 as compared to ₱2,053.7 million in 2013, an increase of ₱6,497.9 million, or 316%.

As of December 31, 2014, the significant elements from our continuing operations were the revenue from sale of ore and services and cost and expenses.

Calendar year ended December 31, 2013 compared with calendar year ended December 31, 2012

Revenues

Our total revenues were ₱11,109.5 million in 2013 as compared to ₱11,606.9 million in 2012, a decrease of ₱497.4 million, or 4%.

Sale of ore

We sold an aggregate 13,998.4 thousand WMT of nickel ore in 2013, an increase of 19% compared to 11,730.2 thousand WMT of nickel ore in 2012. Our sales for this year included 3,594.2 thousand WMT of saprolite ore sold to Japanese and Chinese customers, 6,124.7 thousand WMT of limonite ore to our Chinese customers and 4,279.5 thousand WMT of limonite ore to CBNC and THNC compared to sales of 4,236.6 thousand WMT, 4,142.1 thousand WMT and 3,351.5 thousand WMT, respectively, in 2012.

Our revenue from sale of nickel ore was ₱10,321.7 million in 2013 as compared to ₱11,099.2 million in 2012, a decrease of ₱777.5 million, or 7%, mainly as a result of lower LME nickel prices despite a higher sales volume achieved and depreciation of peso as against US dollar. On a US dollar per WMT basis, the average realized price received for ore sales to Japanese and Chinese customers totaling 9,718.9 thousand WMT of both saprolite and limonite ore sold amounted to \$21.28. This compares to an average price of \$27.62 per WMT in 2012 on a total of 8,378.6 thousand WMT of ore sold.

With respect to low-grade limonite ore sold to both the Coral Bay and Taganito plants, we realized an average of \$6.70 per pound of payable nickel on 4,279.5 thousand WMT sold in 2013. This compares to an average price of \$8.02 per pound of payable nickel on 3,351.6 thousand WMT sold in 2012.

We own 60% of Rio Tuba Nickel Mining Corporation (“RTN”), which owns and operates the Rio Tuba mining operations. RTN’s revenue from sale of nickel ore was ₱3,035.8 million in 2013 as compared to ₱3,994.1 million in 2012, a decrease of ₱958.3 million, or 24%. RTN sold an aggregate 5,774.4 thousand WMT of nickel ore in 2013 as compared to an aggregate 5,626.4 thousand WMT of nickel ore sold in 2012. The volume of saprolite ore sold to Japanese and Chinese customers decreased by 546.6 thousand WMT or 24%, while the volume of limonite ore sold to Chinese customers and CBNC increased by 694.6 thousand WMT, or 21%.

RTN’s revenue from sale of limestone ore was ₱153.8 million in 2013 as compared to ₱44.1 million in 2012, an increase of ₱109.7 million or 249%. The increase in limestone revenue was due mainly to the start of production of RTN’s limestone operation at the Botok area. As a result, a total of 211.6 thousand WMT of limestone ore was delivered to CBNC this year compared to the 59.0 thousand WMT delivered last year.

We own 65% of Taganito Mining Corporation (“TMC”), which owns and operates the Taganito mining operations. TMC’s revenue from sale of ore was ₱3,109.1 million in 2013 as compared to ₱3,093.9 million in 2012, an increase of ₱15.2 million, or 0.5%. TMC sold an aggregate 3,893.1 thousand WMT of nickel ore in 2013 as compared to an aggregate 2,381.5 thousand WMT of nickel ore in 2012. The volume of saprolite ore sold to customers from Japan and China decreased by 254.8 thousand WMT, or 15%, while the volume of limonite ore sold to Chinese customers increased by 892.2 thousand WMT, or 126%. In addition, beginning April 2013 TMC started to deliver limonite ore to THNC and sold 874.2 thousand WMT during the year.

We own 100% of Cagdianao Mining Corporation (“CMC”), which owns and operates the Cagdianao mining operations. CMC’s revenue from sale of ore was ₱737.9 million in 2013 as compared to ₱1,130.0 million in 2012, a decrease of ₱392.1 million, or 35%. CMC sold an aggregate 888.8 thousand WMT of nickel ore in 2013 as compared to an aggregate 1,085.6 thousand WMT of nickel ore in 2012. The volume of saprolite ore sold to Japanese and Chinese customers increased by 60.0 thousand WMT or 21%. However, only 538.5 thousand WMT of limonite ore was sold to Chinese customers in 2013 compared to 795.3 thousand WMT in 2012.

We own 100% of Hinatuan Mining Corporation (“HMC”), which owns and operates the Taganaan mining operations. HMC’s revenue from sale of ore was ₱3,438.9 million in 2013 as compared to ₱2,881.2 million in 2012, an increase of ₱557.7 million, or 19%. In 2013, HMC sold an aggregate of 99.0 thousand WMT of saprolite ore to Japanese and Chinese customers and 3,342.9 thousand WMT of limonite ore to Chinese customers whereas in 2012 HMC sold 2,636.7 thousand WMT of limonite ore to Chinese customers only.

Services and Others

Our revenue from services and others was ₱634.0 million in 2013 as compared to ₱463.6 million in 2012, an increase of ₱170.4 million, or 37%. Services revenue largely consists of payments made to us in consideration for hauling, manpower and other ancillary services that RTN and TMC provides to CBNC and THNC, respectively, and usage fees charged by TMC to THNC for the use of its pier facility. The main reason for the sudden increase in our revenues from services and others in 2013 was due to the materials handling and other ancillary services provided by TMC to THNC which started only in January 2013.

Costs and Expenses

Our costs and expenses amounted to ₱7,562.4 million in 2013 as compared to ₱7,458.0 million in 2012, an increase of ₱104.4 million, or 1%.

Cost of Sales

Our cost of sales was ₱4,489.3 million in 2013 as compared to ₱4,467.2 million in 2012, an increase of ₱22.1 million, or 0.5%. The slight increase in cost of sales was due to the combination of higher volume of production and shipments but lower production cost.

Cost of Services

Cost of services was ₱335.3 million in 2013 as compared to ₱260.4 million in 2012, an increase of ₱74.9 million, or 29%. Costs of services largely consist of the cost of hauling, providing manpower and other ancillary services to CBNC and THNC, plus the costs of maintaining the pier facility used by THNC. In 2013, TMC started to provide materials handling and other services to THNC wherein the cost incurred in providing these services was added in the cost of services.

Shipping and Loading Costs

Shipping and loading costs were ₱1,398.8 million in 2013 as compared to ₱1,400.6 million in 2012, a decrease of ₱1.8 million, or 0.1%. Despite of higher volume of production and shipments in 2013, the movement in shipping and loading costs was only minimal because the Group utilizes its newly acquired equipment and in-house personnel for its ship loading activities instead of engaging a third party contractor which resulted to lower contract fees and other service fees.

Excise Taxes and Royalties

Our excise taxes and royalties were ₱648.6 million in 2013 as compared to ₱707.9 million in 2012, a decrease of ₱59.3 million, or 8%. The decrease in excise taxes and royalties was brought mainly by the significant decline in our sales revenue from RTN and CMC in 2013.

Marketing

Our marketing expenses were ₱65.6 million in 2013 as compared to ₱94.4 million in 2012, a decrease of ₱28.8 million, or 30%. The decrease in our 2013 marketing expenses was mainly attributable to the decline in our sales revenue subject to the commission or marketing fee.

General and Administrative

General and administrative expenses were ₱624.8 million in 2013 as compared to ₱527.6 million in 2012, an increase of ₱97.2 million, or 18%. The higher expenses in 2013 were attributable mainly to the increase in taxes and licenses, from ₱66.2 million to ₱80.5 million, due to settlement of tax deficiencies and payment of business taxes; increase in personnel cost, from ₱173.8 million to ₱223.1 million, due to higher employee bonuses; and increase in other administrative expenses such as rentals and building dues.

Finance Income

Our finance income was ₱166.8 million in 2013 as compared to ₱235.0 million in 2012, a decrease of ₱68.2 million, or 29%. The decrease was brought mainly by lower interest rates from time deposits and other investments in 2013 as compared in 2012.

Finance Expenses

Our finance expense was ₱128.3 million in 2013 as compared to ₱114.5 million in 2012, an increase of ₱13.8 million, or 12%. The increase was primarily due to guarantee service fee which increased from ₱84.0 million to ₱104.2 million. The guarantee service fee is related to the Taganito HPAL project.

Equity in Net Losses of an Associate

The equity in net losses of an associate was ₱184.7 million in 2013 as compared to ₱114.6 million in 2012, an increase of ₱70.1 million, or 61%. The movement was primarily due to increase in net loss of THNC in 2013 resulting from non-capitalizable supplies, equipment and workshop tools incurred by THNC during the year.

Other Income - net

Our other income in 2013 was ₱309.8 million as compared to ₱300.3 million in 2012. Other income - net was primarily consists of dividend income from CBNC, net foreign exchange gains or losses, gain on sale of property and equipment and investment properties, provision for impairment losses and miscellaneous income and expenses.

Provision for (Benefit from) Income Tax

Provision for income tax was ₱1,124.2 million in 2013 compared to ₱1,334.7 million in 2012, a decrease of ₱210.5 million, or 16%. Our current provision for income tax in 2013 was ₱1,169.5 million compared to ₱1,264.3 million in 2012, a decrease of ₱94.8 million, or 8% primarily due to the decrease in our taxable income in 2013 resulting from lower revenues. Our benefit from deferred income tax in 2013 was ₱45.3 million as compared to a provision for deferred income tax of ₱70.4 million in 2012, an increase of ₱115.7 million, or 164%, resulting mainly from the de-recognition of deferred income tax asset on net operating loss carry-over amounting to ₱188.2 million in 2012 while there was none in 2013.

Net Income

As a result of the foregoing, our consolidated net income was ₱2,586.4 million in 2013 compared to ₱3,120.3 million in 2012. Net of non-controlling interests, our net income was ₱2,053.7 million in 2013 as compared to ₱2,207.2 million in 2012, a decrease of ₱153.5 million, or 7%.

As of December 31, 2013, the significant elements from our continuing operations were the revenue from sale of ore and services and cost and expenses.

Calendar year ended December 31, 2012 compared with calendar year ended December 31, 2011

Revenues

Our total revenues were ₱11,606.9 million in 2012 as compared to ₱12,694.7 million in 2011, a decrease of ₱1,087.8 million, or 9%.

Sale of ore

We sold an aggregate 11,730.2 thousand WMT of nickel ore in 2012, an increase of 13% compared to 10,386.8 thousand WMT of nickel ore in 2011. Our sales for this year included 4,236.6 thousand WMT of saprolite ore sold to Japanese and Chinese customers, 4,142.1 thousand WMT of limonite ore to our Chinese customers and 3,351.5 thousand WMT of limonite ore to CBNC compared to sales of 3,954.9 thousand WMT, 3,455.0 thousand WMT and 2,976.9 thousand WMT, respectively, in 2011.

Our revenue from sale of nickel ore was ₱11,099.2 million in 2012 as compared to ₱12,130.1 million in 2011, a decrease of ₱1,030.9 million, or 8%. The decrease in revenue was due both to lower ore prices and appreciation of peso as against US Dollar. On a US dollar per WMT basis, the average realized price received for ore sales to Japanese and Chinese customers totaling 8,378.6 thousand WMT of both saprolite and limonite ore sold amounted to \$27.62. This compares to an average price of \$31.97 per WMT in 2011 on a total of 7,409.9 thousand WMT of ore sold.

With respect to low-grade limonite ore sold to Coral Bay, we realized an average of \$8.02 per pound of payable nickel on 3,351.6 thousand WMT sold in 2012. This compares to an average price of \$10.53 per pound of payable nickel on 2,976.9 thousand WMT sold in 2011.

We own 60% of RTN, which owns and operates the Rio Tuba mining operations. RTN's revenue from sale of nickel ore was ₱3,994.1 million in 2012 as compared to ₱5,863.7 million in 2011, a decrease of ₱1,869.6 million, or 32%. RTN sold an aggregate 5,626.4 thousand WMT of nickel ore in 2012 as compared to an aggregate 5,099.1 thousand WMT of nickel ore sold in 2011. The volume of saprolite ore sold to Japanese and Chinese customers increased by 152.6 thousand WMT or 7%, while the volume of limonite ore sold to CBNC increased by 374.7 thousand WMT, or 13%.

RTN's revenue from sale of limestone ore was ₱44.1 million in 2012 as compared to ₱100.2 million in 2011, a decrease of ₱56.1 million or 56%. The decrease was due to lower volume delivered in 2012, from 146.0 thousand WMT in 2011 to 59.0 thousand WMT in 2012.

We own 65% of TMC, which owns and operates the Taganito mining operations. TMC's revenue from sale of ore was ₱3,093.9 million in 2012 as compared to ₱2,751.9 million in 2011, an increase of ₱342.0 million, or 12%. TMC sold an aggregate 2,381.5 thousand WMT of nickel ore in 2012 as compared to an aggregate of 1,664.8 thousand WMT of nickel ore in 2011. The volume of saprolite ore sold to customers from Japan and China increased by 658.2 thousand WMT, or 65%. In addition, TMC sold 710.1 thousand WMT of limonite ore to Chinese customers in 2012 compared to 651.5 WMT of limonite ore in 2011.

We own 100% of CMC, which owns and operates the Cagdianao mining operations. CMC's revenue from sale of ore was ₱1,130.0 million in 2012 as compared to ₱1,723.7 million in 2011, a decrease of ₱593.7 million, or 34%. CMC sold an aggregate 1,085.6 thousand WMT of nickel ore in 2012 as compared to an aggregate 1,034.0 thousand WMT of nickel ore in 2011. The volume of saprolite ore sold to Japanese and Chinese customers decreased by 413.4 thousand WMT or 59%. CMC also sold 795.3 thousand WMT of limonite ore to Chinese customers in 2012 compared to 330.3 thousand WMT in 2011.

We own 100% of HMC, which owns and operates the Taganaan mining operations. HMC's revenue from sale of ore was ₱2,881.2 million in 2012 as compared to ₱1,790.7 million in 2011, an increase of ₱1,090.5 million, or 61%. HMC sold an aggregate 2,636.7 thousand WMT of nickel ore to Chinese customers in 2012 as compared to 2,588.9 thousand WMT of nickel ore in 2011.

Costs and Expenses

Our costs and expenses amounted to ₱7,458.0 million in 2012 as compared to ₱6,231.9 million in 2011, an increase of ₱1,226.1 million, or 20%.

Cost of Sales

Our cost of sales was ₱4,467.2 million in 2012 as compared to ₱3,349.7 million in 2011, an increase of ₱1,117.5 million, or 33%. The increase in cost of sales was due to higher volume of production and shipments and increase in production costs arising from mine and road maintenance, cost of ore beneficiation, ore retrieving and work related to environmental activities.

Cost of Services

Cost of services was ₱260.4 million in 2012 as compared to ₱214.3 million in 2011, an increase of ₱46.1 million, or 22%. Costs of services largely consist of the cost of hauling, providing manpower and other ancillary services to CBNC and costs of maintaining the pier facility used by THNC. Items which contributed to the increase in cost of services include

depreciation and depletion which increased from ₱72.8 million in 2011 to ₱100.7 million in 2012, and equipment operating costs from ₱65.0 million to ₱78.7 million.

Shipping and Loading Costs

Shipping and loading costs were ₱1,400.6 million in 2012 as compared to ₱1,286.1 million in 2011, an increase of ₱114.5 million, or 9%. The increase was due to higher contract fees from ₱769.6 million to ₱857.5 million, as a result of the increase in volume shipped in 2012 and additional LCTs hired to cover for down-time of company-owned LCT's. The foregoing also resulted to higher supplies and fuel, oil and lubricant costs from ₱225.1 million to ₱271.3 million.

Excise Taxes and Royalties

Our excise taxes and royalties were ₱707.9 million in 2012 as compared to ₱736.3 million in 2011, a decrease of ₱28.4 million, or 4%. The decrease in excise taxes and royalties was a result of the decrease in our revenue in 2012.

Marketing

Our marketing expenses were ₱94.4 million in 2012 as compared to ₱68.2 million in 2011, an increase of ₱26.2 million, or 38%. The increase in marketing expenses was mainly attributable to the increase in our sales revenue subject to the commission or marketing fee.

General and Administrative

General and administrative expenses were ₱527.6 million in 2012 as compared to ₱577.4 million in 2011, a decrease of ₱49.8 million, or 9%. The lower expenses in 2012 was attributable mainly to decrease in personnel costs from ₱276.6 million to ₱173.8 million resulting from lower pension cost and less accrual of cost of share-based payment.

Finance Income

Our finance income was ₱235.0 million in 2012 as compared to ₱208.4 million in 2011, an increase of ₱26.6 million, or 13%. Our finance income in 2012 consists of ₱226.4 million of interest income on our cash balances and other investments and ₱8.6 million gains from disposal of AFS financial assets and investment in funds. Our finance income in 2011 was consisted only of ₱208.4 million interest income on our cash balances and other investments

Finance Expenses

Our finance expense was ₱114.5 million in 2012 as compared to ₱66.6 million in 2011, an increase of ₱47.9 million, or 72%. The increase was primarily due to guarantee service fee which increased from ₱26.6 million to ₱84.0 million as a result of the additional loan drawn by THNC.

Equity in Net Losses of an Associate

The equity in net losses of an associate was ₱114.6 million in 2012 as compared to ₱196.2 million in 2011, a decrease of ₱81.6 million, or 42%. The movement was primarily due to decrease in net loss of THNC in 2012.

Other Income - net

Our other income in 2012 was ₱300.3 million as compared to ₱745.2 million in 2011. Other income - net was primarily consists of dividend income from CBNC, which decreased from ₱434.2 million to ₱191.9 million, and net foreign exchange losses which moved from a ₱39.7 million gain to a ₱123.5 million loss due to the appreciation of the peso relative to the U.S. dollar. Further, in 2011 the Group recognized provisions for impairment losses on deferred mine exploration costs, advances to claim owners, input tax and inventory losses amounting to a total of ₱103.3 million whereas there was none in 2012. Due to the foregoing the net decrease in other income – net in 2012 was partially reduced.

Provision for (Benefit from) Income Tax

Provision for income tax was ₱1,334.7 million in 2012 compared to ₱1,686.0 million in 2011, a decrease of ₱351.3 million, or 21%. Our current provision for income tax in 2012 was ₱1,264.3 million compared to ₱1,619.8 million in 2011, a decrease of ₱355.5 million, or 22% primarily due to the decrease in our income in 2012. Our provision for deferred income tax in 2012 was ₱70.4 million as compared to ₱66.2 million in 2011, an increase of ₱4.2 million, or 6%. The increase was due to recognition of deferred income tax benefit on additional NOLCO, unrealized foreign exchange losses, excess of minimum corporate income tax over regular corporate income tax and realization of prior year's unrealized foreign exchange gains during the year.

Net Income

As a result of the foregoing, our consolidated net income was ₱3,120.3 million in 2012 compared to ₱5,467.6 million in 2011. Net of noncontrolling interests, our net income was ₱2,207.2 million in 2012 as compared to ₱3,537.8 million in 2011, a decrease of ₱1,330.6 million, or 38%.

As of December 31, 2012, the significant elements from our continuing operations were the revenue from sale of ore and services and cost and expenses.

FINANCIAL POSITION

Calendar year as at December 31, 2014 and 2013

Total assets amounted to ₱35,183.9 million in 2014 compared to ₱28,913.5 million in 2013.

Current assets increased to ₱20,611.5 million from ₱14,601.0 million mainly because of the increase in cash and cash equivalents from ₱10,234.3 million to ₱13,561.8 million; and trade and other receivables from ₱839.4 million to ₱1,431.1 million as a result of the increase in sales revenue during the year. In addition, AFS financial assets increased from ₱1,257.4 million to ₱2,281.6 million due to additional investments in various debt and equity securities.

The increase in noncurrent assets from ₱14,312.5 million to ₱14,572.4 million was brought by the increase in investment in associates due to equity take up on the results of operations of CBNC and THNC. In 2014, CBNC and THNC yielded favorable results of operations as compared in 2013 wherein THNC was in net loss position. The increase was slightly reduced by the decrease in long-term stockpile due to deliveries made to CBNC plant, disposal of AFS financial assets and decrease in deferred income tax assets due to application of NOLCO and excess of MCIT over RCIT and reversal of allowances for impairment losses on inventory and advances to claimowners.

Total current liabilities increased to ₱2,114.6 million as at December 31, 2014 from ₱1,309.0 million as at December 31, 2013 due to income taxes payable, which increased from ₱263.4 million to ₱513.6 million, and trade and other payables, which increased from ₱928.1 million to ₱1,482.6 million.

Total noncurrent liabilities decreased to ₱2,167.0 million as at December 31, 2014 from ₱2,392.8 million as at December 31, 2013 due to payments of long-term debt amounting to ₱115.7 million and payments of rehabilitation cost amounting to ₱10.4 million. Deferred income tax liabilities also decreased from ₱486.2 million to ₱421.0 million and pension liability decreased from ₱279.1 million to ₱231.3 million.

Our equity net of non-controlling interests as at December 31, 2014 increased to ₱27,185.6 million from ₱20,490.1 million as of year-end 2013, due to net earnings in 2014.

As of December 31, 2014, the Group is not aware of any events that will trigger direct or contingent financial obligation that is material to the Group, including any default or acceleration of an obligation. Moreover, there were no known trends, events or uncertainties which may have a material impact on the Group's liquidity as of December 31, 2014.

Calendar year as at December 31, 2013 and 2012

Total assets amounted to ₱28,913.5 million in 2013 compared to ₱27,179.2 million in 2012.

Current assets increased to ₱14,601.0 million in 2013 from ₱13,449.5 million in 2012 due mainly to the increase in cash and cash equivalents, from ₱9,263.5 million to ₱10,234.3 million, and AFS financial assets, from ₱1,086.1 million to ₱1,257.4 million. Cash and cash equivalents as of December 31, 2013 was higher due to lower acquisitions of property and equipment in 2013 than in 2012. In addition, the Group purchased additional AFS financial assets such as money market funds which yield better returns than time deposits.

Noncurrent assets increased from ₱13,729.7 million in 2012 to ₱14,312.5 million in 2013 due to increase in property and equipment from ₱5,949.9 million to ₱6,585.8 million, consisting mostly of acquisitions of various tractors, dump trucks and conveyor belt.

Total current liabilities increased to ₱1,309.0 million in 2013 from ₱1,275.7 million in 2012 which was attributable mainly to increase in trade and other payables from ₱864.0 million to ₱928.1 million. However, the increase in trade and other payables was slightly offset by the reduction in income tax payable by ₱31.7 million.

Total noncurrent liabilities increased to ₱2,392.8 million from ₱2,321.8 million as a result of the re-measurement of pension liability in compliance with the revised standard on employee benefits which requires immediate recognition of all past service cost in profit or loss in the period they occur and recognition of all actuarial gains or losses in income.

Equity - net of non-controlling interests increased to ₱20,490.1 million as at year ended 2013 from ₱18,876.4 million as at year ended 2012 due to net earnings in 2013.

CASH FLOWS

Calendar year ended December 31, 2014, 2013 and 2012

The net cash flows from operating activities amounted to ₱11,261.7 million in 2014, compared to ₱4,120.9 million in 2013 and ₱4,079.0 million in 2012, as proceeds from the sale of ore were higher in 2014 as compared in 2013 and 2012. Basically, the movement pertains to higher cash generated from operations as a result of the significant increase in sales revenue in the current year.

Net cash used for investment activities amounted to ₱2,480.2 million, ₱1,913.1 million and ₱3,298.7 million in 2014, 2013 and 2012, respectively, mainly for the acquisitions of property and equipment and net acquisitions of AFS financial assets.

In 2014, 2013 and 2012, the net cash used in financing activities amounting to ₱5,550.5 million, ₱1,310.1 million and ₱1,759.1 million, respectively, arises mainly from payments of cash dividends and long-term debt.

As at December 31, 2014, 2013 and 2012, cash and cash equivalents amounted to ₱13,561.8 million, ₱10,234.3 million and ₱9,263.5 million, respectively.

TOP FIVE KEY PERFORMANCE INDICATORS

1) SALES VOLUME

The volume of saprolite ore that we sell largely depends on the grade of saprolite ore that we mine. The volume of limonite ore that we sell to our customers in China largely depends on the demand for NPI and lately, carbon steel, in China. Our sales of high-grade saprolite ore are mainly to PAMCO, who purchases our high-grade saprolite ore that we are able to extract and ship at any given time. With respect to our low-grade saprolite and limonite ore, in periods when we are able to extract more ore than we are able to ship, we generally continue our mining operations and stockpile such ore for sale when demand improves or when prices rise to more attractive levels. As stated above, the volume of our low-grade saprolite ore and limonite ore sales to our Chinese customers is roughly correlated with the LME nickel price, with volume increasing as nickel prices rise. In addition to sales of nickel ore to PAMCO, SMM and our customers in China, we sell limonite ore from our Rio Tuba mine to the Coral Bay HPAL facility, in which we have a minority interest, and from our Taganito mine to the Taganito HPAL facility, in which we have a 22.5% equity interest. CBNC purchases an amount of limonite ore from us sufficient to meet its ore requirements. The annual capacity of its Coral Bay HPAL facility was originally 10,000 tonnes of contained nickel and was expanded to 20,000 tonnes of contained nickel in the second half of 2009, resulting in a higher volume of limonite ore sales from RTN. In 2010, the Coral Bay HPAL facility was able to attain an annual capacity of 23,000 tonnes as a result of the facility's expansion in 2009 which became fully operational in 2010. The Taganito HPAL facility has an annual capacity of 51,000 tonnes of mixed nickel-cobalt sulfide over an estimated 30-year Project life.

Type and Grade of Ore that we Mine

We realize higher sales prices for our saprolite ore than for our limonite ore. Accordingly, the type and grade (which is a factor of nickel content) of the ore that we mine affects our revenues from year to year. The quantity of saprolite ore that we mine annually depends on the customer demand and the availability of such ore at our mine sites. The mix between high-and low-grade saprolite ore at our mine sites coupled with our long-term mining plan determines the quantities of each that we extract on an annual basis. The quantity of limonite ore that we mine on an annual basis depends on the amount of such ore that needs to be removed in order to extract the saprolite ore, as well as market demand.

2) CASH OPERATING COST PER VOLUME SOLD

The cash operating cost per volume of ore sold provides a cost profile for each operating mine and allows us to measure and compare operating performance as well as changes in per unit costs from year to year.

The cash operating cost includes production, shipping and loading costs, excise taxes and royalties, marketing and general and administrative expenses incurred by the Group.

The average cash operating cost per volume sold in 2014 is ₱518.10 per WMT on the basis of aggregate cash costs of ₱9,260.2 million and a total sales volume of 17,873.3 thousand WMT of ore. This compares to ₱426.82 per WMT during the same period in 2013 on the basis of aggregate cash costs of ₱5,974.7 million and a total sales volume of 13,998.3 thousand WMT of ore.

3) ATTRIBUTABLE NET INCOME

Attributable net income represents the portion of consolidated profit or loss for the year, net of income taxes, which is attributable to the Parent Company. This is a relevant and transparent metric of the information contained in the consolidated financial statements. The net income attributable to equity holders of the Parent Company in 2014 is ₱8.55 billion compared to ₱2.05 billion in 2013.

4) NUMBER OF HECTARES REHABILITATED/REFORESTED

We adhere to the principles and practices of sustainable development. We are committed to complying and following environmental regulations by implementing best practices in managing environmental impacts of our operations. To manage environmental impacts, the Company's subsidiaries have an EPEP. This refers to the comprehensive and strategic environmental management plan for the life of mining projects to achieve the environmental management objectives, criteria and commitments including protection and rehabilitation of the affected environment. A major component under our EPEP is the rehabilitation and reforestation of the areas affected by our mining operations. We also participate in the government's National Greening Program where we plant trees and/or donate seedlings outside of our mining properties. In 2014 and 2013, the Group has rehabilitated a total of 197.31 hectares and 201.81 hectares, respectively, of mine disturbed / mined out areas within their MPSA areas with corresponding number of trees planted of about 406,610 and 358,628, respectively. Planting outside the MPSA areas were also conducted in compliance with DENR's thrust of massive reforestation project nationwide known as National Greening Program (NGP) and contributing about 149.04 hectares and 822.5 hectares in 2014 and 2013, respectively, of areas planted of various endemic tree species and seedling donations to LGU's and other NGP participating institution numbering to about 74,580 seedlings and 198,375 seedlings, respectively.

5) FREQUENCY RATE

Health and safety are integral parts of our personnel policies. Our comprehensive safety program is designed to minimize risks to health arising out of work activities and to assure compliance with occupational health and safety standards and rules and regulations that apply to our operations. We measure our safety effectiveness through the Frequency Rate which is the ratio of lost-time accidents to total man-hours worked for the year. In 2014 and 2013, our frequency rate is 0.24.

OFF-BALANCE SHEET ARRANGEMENTS

We have not entered into any off-balance sheet transactions or obligations (including contingent obligations), or other relationships with unconsolidated entities or other persons.

MATERIAL COMMITMENT FOR CAPITAL EXPENDITURES

The Parent Company contracted Bussbarr Corporation for the construction of its 10 MW bunker-fired diesel power station including the civil and electro-mechanical works, construction of the substation, transmission line and SCADA and supply of the engine generator sets. The project will be financed using the Parent Company's short-term cash investments.

NICKEL ORE TRADE AND CURRENCY EXCHANGE RATES

Nickel ore trade turned into a new phase in 2014 due to the Indonesian export ban and the price collapse in the iron ore market. The former brought about higher pricing in the middle/high grade nickel ore, consistent with the law of supply and demand, while the latter resulted in lower pricing and demand in the low grade nickel ore, which is mainly used for Chinese carbon steel mill as iron ore substitute.

Moreover, we earn substantially all of our revenues in U.S. dollars while most of our expenses are paid in peso. The appreciation of the peso against the U.S. dollar reduces our revenue in peso terms without a corresponding reduction in our expenses and can result in a reduction in our net income.

Aside from the volatility of the nickel price and changes in currency exchange rates, there were no other known trends, events or uncertainties which may have a material impact on our revenue.

SEASONALITY OF OPERATIONS

Mining operations at the majority of the Group's mines are suspended and are often unable to load ore into shipping vessels during the rainy season. This seasonality results in quarter-to-quarter volatility in the Group's operating results with more revenue being earned and more expenses being incurred in the second and third fiscal quarters than in the first and fourth fiscal quarters.

IV. Brief Description of the General Nature and Scope of the Business of Nickel Asia Corporation and Subsidiaries

A. Corporate Profile

Nickel Asia Corporation ("the Company") was incorporated on 24 July 2008 with the Philippine Securities and Exchange Commission ("SEC") and was listed with the Philippine Stock Exchange ("PSE") on 22 November 2010.

The Company has the following subsidiaries:

Rio Tuba Nickel Mining Corporation (RTN)

RTN was incorporated on July 15, 1969 to develop the nickel ore deposits discovered at the Rio Tuba mine site in 1967. It was granted rights over the Rio Tuba property in 1970 and commenced mining in 1975. RTN made its first commercial shipment in 1977.

On March 1, 1974, RTN was registered with the Board of Investments (BOI) as export producer of beneficiated nickel ore on a non-pioneer status and annually renews its certification. On December 13, 2002, RTN was registered with the Philippine Economic Zone Authority (PEZA) as the developer/operator of Rio Tuba Processing Zone, located in Barangay Rio Tuba, Municipality of Bataraza, Palawan.

Hinatuan Mining Corporation (HMC)

HMC was incorporated in October 9, 1979 and was granted rights over the Taganaan property in 1980. Development of the property commenced in 1981 and the first commercial shipment from the Taganaan mine was made in 1982. The size of the property was expanded in 1983 with the acquisition of additional claims on adjacent properties.

Taganito Mining Corporation (TMC)

TMC was incorporated on March 4, 1987, and is primarily engaged in the mining and exporting of nickel saprolite and limonite ore, and exploration activities. The first commercial shipment from the Taganito mine was made in 1989. TMC also provides services to THNC which involves the handling, hauling and transportation of materials required in the processing operations of THNC.

Cagdianao Mining Corporation (CMC)

CMC was incorporated on July 25, 1997 and acquired the right to operate the Cagdianao mine in 1998.

La Costa Shipping and Lighterage Corporation (LCSLC)

LCSLC was incorporated on October 23, 1992, and is primarily engaged in the chartering out of Landing Craft Transport (LCT) and providing complete marine services. LCSLC was acquired by HMC in April 2010.

Samar Nickel Mining Resources Corporation (SNMRC)

SNMRC was incorporated on March 11, 2010, and is primarily engaged in the exploration, mining and exporting of mineral ores. SNMRC has not yet started commercial operations.

Cordillera Exploration Co., Inc.

CExCI was incorporated on October 19, 1994 primarily to engage in the business of large-scale exploration, development and utilization of mineral resources. CExCI has a number of mining properties at various stages of exploration. It is currently not engaged in any development or commercial production activities.

Falck Exp Inc. (FEI)

FEI was incorporated on November 22, 2005, and is primarily engaged in the business of exploring, prospecting and operating mines and quarries of all kinds of ores and minerals, metallic and non-metallic.

B. Business Overview

We export both saprolite and limonite ore to customers in Japan and China. Our customers use our ore for the production of ferronickel and nickel pig iron (NPI), both used to produce stainless steel, and for the production of pig iron used for carbon steel. We are also the exclusive supplier of limonite ore from our Rio Tuba mine to the country's first hydrometallurgical nickel processing plant owned by Coral Bay Nickel Corporation (CBNC), where we have a 10% equity interest. CBNC became operational in 2005 and currently operates at a capacity of 24,000 tonnes of contained nickel and 1,500 tonnes of contained cobalt per year in the form of a mixed nickel-cobalt sulfide. It has proven to be the world's most efficient facility using the high-pressure acid leach (HPAL) process.

In 2010, we made an investment of ₱4.4 billion for a 22.5% equity interest in the country's second hydrometallurgical nickel processing plant under Taganito HPAL Nickel Corporation (THNC). The plant started its commercial operation in October 2013, with a capacity of 51,000 tonnes of mixed nickel-cobalt sulfide. Our Taganito mine supplies all of the limonite ore for the plant. At a total project cost of US\$1.7 billion, the plant represents the single largest investment in the Philippine minerals sector.

Apart from our four operating mines, we have five properties in various stages of exploration for nickel. In November 2010, we concluded the purchase of Cordillera Exploration Co., Inc. (CExCI) from Anglo American Exploration (Philippines), Inc. (Anglo American), with four properties in the Central Cordillera of northern Luzon that are prospective for gold and copper. The purchase marks our first step in our vision to become a diversified mineral resource company. In November 2011, Sumitomo Metal Mining Co., Ltd. (SMM) acquired 25% equity in CExCI with an option to purchase additional shares to increase its total equity to 40%.

V. The Market Price and Dividends

Market Information

The Company's common equity is traded in the PSE at a price of ₱15.00 per share (or ₱5.33 per share after the stock dividends) on November 22, 2010. The stock prices for the Company's common equity since the initial public offering, after the effect of stock dividends, are as follows:

	High	Low
2010		
4 th quarter	₱5.98	₱5.42
2011		
1 st Quarter	₱8.13	₱6.15
2 nd Quarter	₱8.37	₱6.69
3 rd Quarter	₱7.65	₱5.87
4 th Quarter	₱7.45	₱5.97
2012		
1 st Quarter	₱12.25	₱7.47
2 nd Quarter	₱12.62	₱9.69
3 rd Quarter	₱10.83	₱8.85
4 th Quarter	₱9.33	₱8.41
2013		
1 st Quarter	₱13.60	₱8.71
2 nd Quarter	₱15.04	₱10.15
3 rd Quarter	₱11.65	₱10.00
4 th Quarter	₱10.97	₱9.52
2014		
1 st Quarter	₱13.25	₱10.03
2 nd Quarter	₱22.00	₱13.63
3 rd Quarter	₱31.93	₱21.73
4 th Quarter	₱32.00	₱25.93
2015		
1 st Quarter	₱32.30	₱24.00

The Company's stocks share price was at ₱23.25 per share as of April 10, 2015.

Holders

The top 20 stockholders of the Company as of 31 March 2015 are:

STOCKHOLDERS' NAME	NUMBER OF SHARES	% OF OWNERSHIP
PCD Nominee Corporation (Filipino)	2,605,404,789	68.64%
Sumitomo Metal Mining Philippine Holdings Corporation	722,328,963	19.03%
PCD Nominee Corporation (Non-Filipino)	450,224,624,	11.86%
Pacific Metals Co., Ltd.	6,306,256	00.17%
Gerard H. Brimo	5,217,187	00.14%
Manuel B. Zamora, Jr.	2,991,118	00.08%
Philip T. Ang	808,362	00.02%
Ronaldo B. Zamora	650,112	00.02%
Scott Ian Lim Yu	402,750	00.01%
Steven Ivan Lim Yu	387,750	00.01%
Gayly Lim Yu	185,250	00.00%
Eva Policar-Bautista	182,812	00.00%
Berck Y. Cheng	150,000	00.00%
Philipp D. Ines	137,497	00.00%
RMJ Development Corp.	112,500	00.00%
Alvin S. Ison &/or Maria Lea S. Ison	86,155	00.00%
Cristina S. Ison	80,155	00.00%
Rolando I. Gonzalez	56,812	00.00%
Sylvia F. Lacson	28,125	00.00%
Regina Capital Development Corporation	22,500	00.00%

As of 31 March 2015, the Company has forty nine (49) stockholders.

Dividends

The following tables show the dividends declared to common shareholders for the years ended December 31, 2014, 2013 and 2012:

Cash Dividends

<u>Earnings</u>	<u>Date</u>			<u>Amount</u>	
	<u>Declared</u>	<u>Record</u>	<u>Payable</u>	<u>Per Share (after the Stock Dividends)</u>	<u>Total Declared (in millions)</u>
2014	November 10, 2014	November 24, 2014	December 10, 2014	₱0.33	₱ 1,264.0
2014	March 24, 2014	April 10, 2014	May 8, 2014	0.20	757.7
2013	April 5, 2013	April 22, 2013	May 14, 2013	0.19	705.3
2012	March 28, 2012	April 16, 2012	May 11, 2012	0.28	1,073.5

Stock Dividends

<i><u>Earnings</u></i>	<i><u>Date</u></i>			<i><u>%</u></i>	<i><u>No. of Shares (in millions)</u></i>	<i><u>Total Declared (in millions)</u></i>
	<i><u>Approved</u></i>	<i><u>Record</u></i>	<i><u>Issued</u></i>			
2014	December 18, 2014	January 12, 2015	January 28, 2015	50	1,265.3	₱632.6
2013	June 3, 2013	June 18, 2013	July 12, 2013	25	503.8	251.9
2012	June 8, 2012	August 29, 2012	September 24, 2012	50	671.2	335.6

We declare dividends to shareholders of record, which are paid from our unrestricted retained earnings. Our dividend policy entitles holders of shares to receive annual cash dividends of up to 30% of the prior year's recurring attributable net income based on the recommendation of our BOD. Such recommendation will take into consideration factors such as dividend income from subsidiaries, debt service requirements, the implementation of business plans, operating expenses, budgets, funding for new investments and acquisitions, appropriate reserves and working capital, among others. Although the cash dividend policy may be changed by our BOD at any time, our current intention is to pay holders of our shares annual cash dividends at this ratio. Additionally, in the event that new investments, acquisitions or other capital expenditure plans do not materialize, our BOD plans to review the dividend policy and consider increasing the dividend ratio above 30% of the prior year's recurring net income.

Our subsidiaries pay dividends subject to the requirements of applicable laws and regulations and availability of unrestricted retained earnings, without any restriction imposed by the terms of contractual agreements. Notwithstanding the foregoing, the declaration and payment of such dividends depends upon the respective subsidiary's results of operations and future projects, earnings, cash flow and financial condition, capital investment requirements and other factors.

Cash dividends are paid to all shareholders at the same time and within 30 calendar days from declaration date. Stock dividends are also issued to all shareholders at the same time but subject to shareholder's approval.

VI. Compliance with Leading Practices on Corporate Governance

The Company adopted its Manual on Corporate Governance (the "Manual") on June 16, 2010 and the amendments thereto on March 25, 2011, so as to incorporate certain mandatory provisions of the Revised Code of Corporate Governance. The Amended Manual was submitted to the SEC on March 31, 2011. On July 30, 2014, the Company further amended its Manual to incorporate the provisions mandated under SEC Memorandum Circular No. 9, series of 2014 (based on Form 17-C filed on July 30, 2014).

The Company is committed to the principles of sound corporate governance and believes that it is a necessary component of what constitutes sound strategic business investment. The Manual has institutionalized the principles of good corporate governance within the Company and embodies the framework of rules, systems and processes that governs the performance by the Board of Directors (Board) and of Management of their respective duties and responsibilities to the shareholders.

The Company is taking further steps to enhance adherence to principles and practices of good governance including the designation of a Chief Risk Officer ("CRO") who is the champion of enterprise risk management at the Company and oversees the entire risk management function. The risk management policy has been approved and risk officers at each operating company have also been designated.

The Company's Manual on Corporate Governance provides for qualifications of Directors, which allows shareholders to freely choose/nominate Directors coming from diverse professional backgrounds. Every shareholder, regardless of number of stocks held, has the right to nominate candidates for election to the Board of Directors.

All Directors of the Company are required to have a practical understanding of the business of the Company as provided in the Company's Manual on Corporate Governance. The members of the Board are elected during the Annual Stockholders' Meeting based on the list of nominees prepared by the Nominations Committee and sent to the shareholders through the notice of meeting. A majority vote of the shareholders is required for the election of a Director.

The Company's Board is comprised of nine (9) Directors, with two (2) being Independent Directors, namely Atty. Fulgencio S. Factoran, Jr. and Mr. Frederick Y. Dy.

The Company espouses the definition of independence pursuant to the Securities Regulation Code. The Company thus considers as an independent Director one who, except for his director's fees and shareholdings, is independent of management and free from any business or other relationship which, or could reasonably be perceived to, materially interfere with his exercise of independent judgment in carrying out his responsibilities as a Director. The term of the Company's Independent Directors is the same as that of the other Directors of the Company, which is one (1) year as provided in the Company's Articles of Incorporation.

The Board is primarily responsible for the governance of the Company and shall provide the policies for the accomplishment of the corporate objectives, including the means by which to effectively monitor Management's performance. It is the Board's responsibility to foster the long-term success of the Company and to sustain its competitiveness and profitability in a manner consistent with its corporate objectives and the best interest of its stockholders and other stakeholders.

As provided in Section 6 of the Manual on Corporate Governance, the Board shall respect the rights of the stockholders and protect the minority stockholders' interest. The following rights of the stockholders as provided in the Corporation Code, are:

- (1) Right to vote on all matters that require their consent or approval;
- (2) Pre-emptive right to all stock issuances of the corporation;
- (3) Right to inspect corporate books and records;
- (4) Right to information;
- (5) Right to dividends; and
- (6) Appraisal right.

The Company sends timely notice of meetings to shareholders. Notice stating the date, time and place of the annual meeting are announced at least thirty (30) days prior to the scheduled annual meeting. Materials for the meeting, including the agenda, the rationale and explanation for each of the items on the agenda, the Information Statement, profiles of candidates seeking election to the Board and proxy forms and documents required to enable a shareholder to appoint a proxy to vote on his behalf shall be disseminated to all shareholders within the periods prescribed by the SEC.

The Board shall be transparent and fair in the conduct of the annual and special stockholders' meetings. Stockholders shall be encouraged to personally attend. They shall be apprised in a timely manner of the right to appoint a proxy if they cannot attend. Subject to the requirements of the Company's By-laws, the exercise of the right to appoint a proxy

shall not be unduly restricted and any doubt about the validity of a proxy shall be resolved in the stockholder's favor.

The Board shall promote the rights of the stockholders, remove impediments to the exercise of those rights, and provide adequate venue for stockholders to seek timely redress for breach of their rights.

The Board shall take appropriate steps to remove excessive or unnecessary costs and other administrative impediments to the stockholders' meaningful participation in meetings, whether in person or by proxy. Accurate and timely information shall be made available to the stockholders to enable them to make a sound judgment on all matters brought to their attention for consideration or approval.

The disclosure duties of the Board are contained in Section 8 of the Manual on Corporate Governance and are as follows:

The Board commits to cause the timely disclosure of material information and/or transactions that could potentially affect the market price of the Company's shares or the interest of its stockholders and other stakeholders and such other information which are required to be disclosed pursuant to the Securities Regulation Code and its Implementing Rules and Regulations including, without limitation, earnings results, acquisition or disposal of significant assets, off-balance sheet transactions, related party transactions, Board membership changes, shareholding of Directors and Officers and any changes thereto, and remuneration of Directors and Officers.

The Board shall therefore commit at all times to full disclosure of material information dealings. It shall cause the filing of all required information through the appropriate Exchange mechanisms for listed companies and submissions to the Commission for the interest of its stockholders and other stakeholders.

BOARD COMMITTEES

The Board has constituted the following Committees and appointed the named Officers to effectively manage the operations of the Company:

AUDIT COMMITTEE

Aside from overseeing the internal and external auditors of the Company, the Audit Committee is responsible for assisting the Board in its fiduciary responsibilities by providing an independent and objective assurance to the Management and shareholders of the continuous improvement of the risk management systems, business operations, and the proper safeguarding and use of Company resources and assets. The Audit Committee provides a general evaluation and assistance in the overall improvement of the risk management, control and governance processes.

The Audit Committee is comprised of:

- Frederick Y. Dy, - Chairman
- Gerard H. Brimo – Member
- Takanori Fujimura - Member

The Audit Committee reports to the Board and is required to meet at least once every three months.

The Board, upon the recommendation of the Audit Committee, appointed Ma. Angela G. Villamor, as the Company's Internal Auditor, who assumed office last April 1, 2011. The Internal Auditor reports directly to the Audit Committee and shall be primarily tasked with

monitoring the adequacy and effectiveness of the Company's governance, operations, and information systems, including the reliability and integrity of financial and operational information, the effectiveness of operations, the safeguarding of assets, and compliance with laws, rules, regulations, and contracts.

NOMINATION COMMITTEE

The Nomination Committee is responsible for providing shareholders with an independent and objective evaluation of and assurance that the members of the Board are competent and will foster the Company's long-term success and secure its competitiveness.

The Nomination Committee is comprised of:

- Manuel B. Zamora, Jr. - Chairman
- Takeshi Kubota – Member
- Fulgencio S. Factoran, Jr. - Member

The Nomination Committee reports directly to the Board and is required to meet at least twice a year.

The Nominations Committee held their meeting once in 2014 wherein all of them were present.

REMUNERATION (COMPENSATION) COMMITTEE

The Remuneration (Compensation) Committee is responsible for the establishment of a formal and transparent procedure for developing policy on remuneration of Directors and Officers to ensure that their compensation is consistent with the Company's culture, strategy and the business environment in which it operates.

The Remuneration (Compensation) Committee is comprised of:

- Manuel B. Zamora, Jr. - Chairman
- Gerard H. Brimo – Member
- Frederick Y. Dy – Member

The Remuneration (Compensation) Committee reports directly to the Board and is required to meet at least twice a year.

All of the members of the Remuneration (Compensation) Committee met twice in 2014.

CORPORATE SECRETARY

Atty. Barbara Anne C. Migallos is the incumbent and duly qualified Corporate Secretary of the Company. She is currently fulfilling the duties and responsibilities of her office, ensuring that all Board procedures, rules and regulations are strictly followed. The Corporate Secretary is a lawyer with years of experience in corporate law practice, including corporate secretarial work. She is also a professorial lecturer in advanced securities regulation.

COMPLIANCE OFFICER

Atty. Jose Roderick F. Fernando, aside from being designated as the Assistant Corporate Secretary of the Company, has likewise been appointed by the Board as the Compliance Officer, to monitor compliance by the Company with the Manual and the rules and regulations of regulatory agencies. He ensures the Company's strict adherence to all laws, regulations, guidelines and specifications relevant to the business.

CORPORATE GOVERNANCE OFFICER

On May 6, 2014, the Board approved the appointment of Emmanuel L. Samson as the Company's Corporate Governance Officer to assess and monitor the governance framework and ensure compliance with policies, laws and regulations related to governance. He is tasked with ensuring that corporate governance policies are disseminated, adopted throughout the organization and become an integral part of the Company's culture. In addition, he also ensures that the necessary systems are in place to monitor compliance.

On May 28, 2014, the Board established a Code of Business Conduct and Ethics ("Code"). The Code is adopted for the guidance of Directors, Officers and Employees of Nickel Asia Corporation and its subsidiaries who are all expected to maintain high ethical standards of conduct and to comply fully with applicable laws and governmental regulations. The Code is designed to ensure consistency in how Directors, Officers and Employees conduct themselves within the Company, and in their dealings outside of the Company with respect to matters dealing with the Company. The Code is guided by the Company's core values and the following standards of business conduct and ethics – integrity; compliance with laws, regulations and standards; safety; proper communication: disclosure; confidentiality of certain information; conflict of interest and related party transactions; insider trading; competition and fair dealing; procurement governance; gifts, hospitality and sponsored travel; environmental policy; and risk management. The Code also provides guides on employee disclosures and complaints, as well as a periodic acknowledgment of compliance with the Code (Form 17-C filed on May 6, 2014).

On March 27, 2015, in line with the thrust of continuous improvement, the Board of Directors approved the following corporate governance policies and charters:

1. Policy on period for payment of dividends
2. Policy in furtherance of effective participation of shareholders at shareholders' meetings and the exercise of the right to vote. This formalizes into a policy practices for stockholders' meeting that are already done by the Company.
3. Policy on Related Party Transactions that follows definitions under Philippine Accounting Standards, which the Company already complies with, definition of material RPT, and review of material RPT by independent directors, for endorsement to BOD.
4. Policy requiring appointment of independent 3rd party to evaluate fairness of transaction price where Company is offeree in a merger or acquisition transaction requiring shareholders' approval that will result in a takeover or change of control of the Company.
5. Charter of the Compensation (Remuneration) Committee
6. Charter of the Nominations Committee

Nickel Asia's Mission, Vision and Core Values are formulated by the Board of Directors in line with the Board's responsibility to set the Company's direction and to provide strategic leadership, policies and guidelines to foster the long-term success of the corporation for the best interests of its shareholders.

The Company's Mission, Vision and Core Values are reviewed by the Board annually. The Board reviewed the Mission, Vision and Core Values of the Company in May 2014 and will undertake the annual review in 2015.

REPUBLIC OF THE PHILIPPINES)
MAKATI CITY) S.S.

UNDERTAKING

I, **BARBARA ANNE C. MIGALLOS**, of legal age, with office address at the 7th Floor, The PHINMA Plaza, 39 Plaza Drive, Rockwell Center, Makati City, being the duly elected and incumbent Corporate Secretary of **NICKEL ASIA CORPORATION** ("the Company"), a corporation duly organized and existing under and by virtue of the laws of the Republic of the Philippines, whose shares are registered in accordance with the Securities Regulation Code and traded in the Philippine Stock Exchange (PSE), with principal office at 6th Floor, NAC Center, 143 Dela Rosa St., Legazpi Village, Makati City, do hereby undertake to do the following:


1. Upload a copy of the Company's Interim Financial Statements and Management's Discussion and Analysis of Financial Condition and Results of Operations or SEC Form 17-Q as of 31 March 2015 in the Company's website at least five (5) days before the Company's Annual General Meeting of the Stockholders ("AGM") to be held on 5 June 2015;
2. The Company's stockholders shall be furnished copies of the said SEC Form 17-Q during the AGM and upon written request of the stockholders, free of charge; and
3. The Company shall publish a notice that the above-mentioned SEC Form 17-Q is available at the Company's website in two (2) newspapers of general circulation.


BARBARA ANNE C. MIGALLOS
Corporate Secretary

SUBSCRIBED AND SWORN to before me this 30th day of April 2015, affiant exhibiting to me her Community Tax Certificate No. 02416846 issued on 7 January 2015 at Makati City, and her Passport No. EC0356963 issued on 20 February 2014 at DFA Manila, expiring on 19 February 2019 bearing her photograph and signature, in accordance with Rule II, Section 12 and Rule IV Section 2 (b) of the 2004 Rules on Notarial Practice.

Doc. No.: 372;
Page No.: 70;
Book No.: I;
Series of 2015.

C2290 undertaking/jcl43


JENNIFER C. LEE
NOTARY PUBLIC FOR AND IN THE CITY OF MAKATI
APPOINTMENT NO. M-211 (2014-2015)
COMMISSION EXPIRES ON DECEMBER 31, 2015
7th Floor, The PHINMA Plaza, 39 Plaza Drive
Rockwell Center, Makati City 1210
PTR No. 4754330; 1-7-15; Makati City
IBP O.R. No. 0984866; 1-7-15; Makati City
TIN 211-238-529
ROLL NO. 61142, MARCH 2012

CERTIFICATE OF INDEPENDENT DIRECTOR

I, **FREDERICK Y. DY**, Filipino, of legal age, with address at 3 Swallow Drive, Green Meadows, Quezon City, hereby declare that:

1. I am an independent director of Nickel Asia Corporation (the "Company").
2. I am affiliated with the following companies or organizations:

<u>Company</u>	<u>Position / Relationship</u>	<u>Period of Service</u>
Security Bank Corporation	Chairman and Director	1991 to present
City Industrial Corporation	Chairman	1994 to present
St. Luke's Medical Center	Vice Chairman	1996 to 2010
	Chairman	2011 to present
Ponderosa Leather Goods Company, Inc.	Director	1980 to present

3. I possess all of the qualifications and none of the disqualifications to serve as Independent Director of the Company as provided for in Section 38 of the Securities Regulation Code and its Implementing Rules and Regulations.

4. I shall faithfully and diligently comply with my duties and responsibilities as independent director under the Securities Regulation Code.

5. I am not connected with any government agency or instrumentality.


6. I shall inform the Corporate Secretary of the Company of any change in the abovementioned information within five (5) days from its occurrence.


FREDERICK Y. DY
Independent Director

SUBSCRIBED AND SWORN to before me this 16 day of April 2015, affiant exhibiting to me his Competent Evidence of Identity PASSPORT NO. E09904315 issued on 13 JAN 2014 at DFA-MANILA, bearing his photograph and signature, in accordance with Rule II, Section 12 and Rule IV Section 2 (b) of the 2004 Rules on Notarial Practice.

Doc. No.: 357;
Page No.: 73;
Book No.: II;
Series of 2015.

C2292 cert indep dir dy/jcd43


JENNIFER C. LEE
NOTARY PUBLIC FOR AND IN THE CITY OF MAKATI
APPOINTMENT NO. M-211 (2014-2015)
COMMISSION EXPIRES ON DECEMBER 31, 2015
7th Floor, The PHINMA Plaza, 39 Plaza Drive
Rockwell Center, Makati City 1210
PTR No. 4754330; 1-7-15; Makati City
IBP O.R. No. 0984866; 1-7-15; Makati City
TIN 211-238-529
ROLL NO. 61142, MARCH 2012

CERTIFICATE OF INDEPENDENT DIRECTOR

I, **FULGENCIO S. FACTORAN, JR.**, Filipino, of legal age, with office address at No. 9, Ilang-ilang Street, Tahanan Village, Parañaque City, hereby declare that:

1. I am an independent director of Nickel Asia Corporation (the "Company").
2. I am affiliated with the following companies or organizations:


<u>Company</u>	<u>Position / Relationship</u>	<u>Period of Service</u>
GAIA South, Inc.	Chairman	1992 – present
Agility Inc.	Chairman	1996 – present
Weather Foundation Phils., Inc.	Independent Director	2012 –present
Atlas Consolidated Mining and Development	Independent Director	2012 – present
PETA	Trustee	1994 – present

3. I possess all of the qualifications and none of the disqualifications to serve as Independent Director of the Company as provided for in Section 38 of the Securities Regulation Code and its Implementing Rules and Regulations.

4. I shall faithfully and diligently comply with my duties and responsibilities as independent director under the Securities Regulation Code.

5. I am not connected with any government agency or instrumentality.


6. I shall inform the Corporate Secretary of the Company of any change in the abovementioned information within five (5) days from its occurrence.



FULGENCIO S. FACTORAN, JR.
Independent Director

SUBSCRIBED AND SWORN to before me this 16 day of April 2015, affiant exhibiting to me his PASSPORT NO. EB0913014 issued on 15 SEPT 2010 at DFA-MANILA bearing his photograph and signature, in accordance with Rule II, Section 12 and Rule IV Section 2 (b) of the 2004 Rules on Notarial Practice.

Doc. No.: 356;
Page No.: 73;
Book No.: II;
Series of 2015.




JENNIFER C. LEE
NOTARY PUBLIC FOR AND IN THE CITY OF MAKATI
APPOINTMENT NO. M-211 (2014-2015)
COMMISSION EXPIRES ON DECEMBER 31, 2015
7th Floor, The PHINMA Plaza, 39 Plaza Drive
Rockwell Center, Makati City 1210
PTR No. 4754330; 1-7-15; Makati City
IBP O.R. No. 0984866; 1-7-15; Makati City
TIN 211-238-529
ROLL NO. 61142, MARCH 2012

CERTIFICATION

I, **BARBARA ANNE C. MIGALLOS**, of legal age, Filipino, and with office address at 7th Floor, The PHINMA Plaza, 39 Plaza Drive, Rockwell Center, Makati City, after having been sworn to in accordance with law, hereby depose and say that:


1. I am the Corporate Secretary of Nickel Asia Corporation (the "Company"), a corporation organized and existing under Philippine law, with principal office address at 28th Floor, NAC Tower, 32nd Street, Bonifacio Global City, Taguig City, Metro Manila.

2. I hereby certify that the following incumbent Directors of the Company are not connected with any government agency or instrumentality:
 - 2.1. Manuel B. Zamora, Jr.
 - 2.2. Philip T. Ang
 - 2.3. Gerard H. Brimo
 - 2.4. Luis J. L. Virata
 - 2.5. Fulgencio S. Factoran, Jr. (Independent)
 - 2.6. Frederick Y. Dy (Independent)
 - 2.7. Martin Antonio G. Zamora
 - 2.8. Takanori Fujimura
 - 2.9. Takeshi Kubota


BARBARA ANNE C. MIGALLOS
Corporate Secretary

SUBSCRIBED AND SWORN to before me this 17th day of April 2015, affiant exhibiting to me her Community Tax Certificate No. 02416846 issued on 7 January 2015 at Makati City, and her Passport No. EC0356963 issued on 20 February 2014 at DFA Manila, expiring on 19 February 2019 bearing her photograph and signature, in accordance with Rule II, Section 12 and Rule IV Section 2 (b) of the 2004 Rules on Notarial Practice.

Doc. No.: 122 ;
Page No.: 26 ;
Book No.: 11 ;
Series of 2015.



MA. CONCEPCION Z. SANDOVAL
NOTARY PUBLIC FOR AND IN THE CITY OF MAKATI
APPOINTMENT NO. M-210 (2014-2015)
COMMISSION EXPIRES ON DECEMBER 31, 2015
7th Floor, The PHINMA Plaza, 39 Plaza Drive,
Rockwell Center, Makati City 1210
PTR No. 4754326; 1-7-15; MAKATI CITY
IBP O.R. No. 0984867; 1-7-15; RIZAL
TIN 908-963-782
ROLL NO. 54717, MAY 2007

**STATEMENT OF MANAGEMENT'S RESPONSIBILITY
FOR CONSOLIDATED FINANCIAL STATEMENTS**

The management of **Nickel Asia Corporation and Subsidiaries** ("the Group") is responsible for the preparation and fair presentation of the consolidated financial statements for the years ended December 31, 2014 and 2013, including the additional components attached therein, in accordance with Philippine Financial Reporting Standards. This responsibility includes designing and implementing internal controls relevant to the preparation and fair presentation of consolidated financial statements that are free from material misstatement, whether due to fraud or error, selecting and applying appropriate accounting policies, and making accounting estimates that are reasonable in the circumstances.

The Board of Directors reviews and approves the consolidated financial statements and submits the same to the stockholders of the Group.


Sycip, Gorres, Velayo & Co., the independent auditors, appointed by the directors and stockholders, has examined the consolidated financial statements of the Group in accordance with Philippine Standards on Auditing, and in its report to the stockholders, has expressed its opinion on the fairness of presentation upon completion of such examination.



Manuel B. Zamora Jr.
Chairman of the Board



Gerard H. Brimo
President and Chief Executive Officer



Emmanuel L. Samson
Senior Vice President/Chief Financial Officer

Signed this 27th day of March 2015

SUBSCRIBED AND SWORN TO BEFORE ME THIS APR 06 2015
AT MAKATI CITY AFFIANT EXHIBITED TO ME HIS / HER
No. _____ ISSUED ON _____ AT _____

DOC NO. 118
PAGE NO. 25
BOOK NO. 478
SERIES NO. 2015

ATTY. VIRGILIO B. BATAJALA
NOTARY PUBLIC FOR MAKATI CITY
APPOINTMENT NO. M 32
UNTIL DECEMBER 31, 2016
ROLL OF ATTY. NO. 48248
MCLE COMPLIANCE NO. IV-0915833/4-10-2015
IBP NO. 706762 - LIFETIME MEMBER
PTR. NO. 474 - 8510 JAN 05, 2015
EXECUTIVE BLDG. CENTER
MAKATI AVE. COR., JUPITER

COVER SHEET
for
AUDITED FINANCIAL STATEMENTS

SEC Registration Number

C	S	2	0	0	8	1	1	5	3	0
---	---	---	---	---	---	---	---	---	---	---

Company Name

N	I	C	K	E	L		A	S	I	A		C	O	R	P	O	R	A	T	I	O	N		A	N	D		S	U
B	S	I	D	I	A	R	I	E	S																				

Principal Office (No./Street/Barangay/City/Town/Province)

2	8	t	h		F	l	o	o	r	,		N	A	C		T	o	w	e	r	,		3	2	n	d		S	t
r	e	e	t	,		B	o	n	i	f	a	c	i	o		G	l	o	b	a	l		C	i	t	y	,		T
a	g	u	i	g																									

Form Type

A	A	C	F	S
---	---	---	---	---

Department requiring the report

C	R	M
---	---	---

Secondary License Type, If Applicable

N	/	A
---	---	---

COMPANY INFORMATION

Company's Email Address

info@nickelasia.com

Company's Telephone Number/s

(632) 892-6669

Mobile Number

N/A

No. of Stockholders

54

Annual Meeting
Month/Day

First Friday of June

Fiscal Year
Month/Day

12/31

CONTACT PERSON INFORMATION

The designated contact person ***MUST*** be an Officer of the Corporation

Name of Contact Person

Emmanuel L. Samson

Email Address

manny.samson@nickelasia.com

Telephone Number/s

(632) 892-6669

Mobile Number

N/A

Contact Person's Address

28th Floor NAC Tower, 32nd Street, Bonifacio Global City, Taguig

Note: In case of death, resignation or cessation of office of the officer designated as contact person, such incident shall be reported to the Commission within thirty (30) calendar days from the occurrence thereof with information and complete contact details of the new contact person designated.



INDEPENDENT AUDITORS' REPORT

The Stockholders and the Board of Directors
Nickel Asia Corporation and Subsidiaries
28th Floor, NAC Tower
32nd Street, Bonifacio Global City
Taguig

We have audited the accompanying consolidated financial statements of Nickel Asia Corporation and Subsidiaries, which comprise the consolidated statements of financial position as at December 31, 2014 and 2013, and the consolidated statements of income, statements of comprehensive income, statements of changes in equity and statements of cash flows for each of the three years in the period ended December 31, 2014, and a summary of significant accounting policies and other explanatory information.

Management's Responsibility for the Consolidated Financial Statements

Management is responsible for the preparation and fair presentation of these consolidated financial statements in accordance with Philippine Financial Reporting Standards, and for such internal control as management determines is necessary to enable the preparation of consolidated financial statements that are free from material misstatement, whether due to fraud or error.

Auditors' Responsibility

Our responsibility is to express an opinion on these consolidated financial statements based on our audits. We conducted our audits in accordance with Philippine Standards on Auditing. Those standards require that we comply with ethical requirements and plan and perform the audit to obtain reasonable assurance about whether the consolidated financial statements are free from material misstatement.

An audit involves performing procedures to obtain audit evidence about the amounts and disclosures in the consolidated financial statements. The procedures selected depend on the auditor's judgment, including the assessment of the risks of material misstatement of the consolidated financial statements, whether due to fraud or error. In making those risk assessments, the auditor considers internal control relevant to the entity's preparation and fair presentation of the consolidated financial statements in order to design audit procedures that are appropriate in the circumstances, but not for the purpose of expressing an opinion on the effectiveness of the entity's internal control. An audit also includes evaluating the appropriateness of accounting policies used and the reasonableness of accounting estimates made by management, as well as evaluating the overall presentation of the consolidated financial statements.

We believe that the audit evidence we have obtained is sufficient and appropriate to provide a basis for our audit opinion.



Opinion

In our opinion, the consolidated financial statements present fairly, in all material respects, the financial position of Nickel Asia Corporation and Subsidiaries as at December 31, 2014 and 2013, and their financial performance and cash flows for each of the three years in the period ended December 31, 2014 in accordance with Philippine Financial Reporting Standards.

SYCIP GORRES VELAYO & CO.



Eleanore A. Layug

Partner

CPA Certificate No. 0100794

SEC Accreditation No. 1250-A (Group A),

August 9, 2012, valid until August 8, 2015

Tax Identification No. 163-069-453

BIR Accreditation No. 08-001998-97-2015,

January 5, 2015, valid until January 4, 2018

PTR No. 4751289, January 5, 2015, Makati City

March 27, 2015



NICKEL ASIA CORPORATION AND SUBSIDIARIES
CONSOLIDATED STATEMENTS OF FINANCIAL POSITION
(Amounts in Thousands)

	December 31	
	2014	2013
ASSETS		
Current Assets		
Cash and cash equivalents (Note 4)	₱13,561,803	₱10,234,336
Trade and other receivables (Note 5)	1,431,080	839,449
Inventories (Note 6)	2,863,181	2,044,469
Available-for-sale (AFS) financial assets (Note 7)	2,281,632	1,257,370
Prepayments and other current assets (Note 8)	473,774	225,412
Total Current Assets	20,611,470	14,601,036
Noncurrent Assets		
AFS financial assets - net of current portion (Note 7)	522,797	1,181,568
Property and equipment (Note 9)	6,598,993	6,585,752
Investment properties (Note 10)	29,000	29,000
Investments in associates (Note 11)	5,304,040	4,112,126
Long-term stockpile inventory - net of current portion (Note 12)	812,760	981,463
Deferred income tax assets - net (Note 33)	207,967	344,443
Other noncurrent assets (Note 13)	1,096,881	1,078,140
Total Noncurrent Assets	14,572,438	14,312,492
TOTAL ASSETS	₱35,183,908	₱28,913,528
LIABILITIES AND EQUITY		
Current Liabilities		
Trade and other payables (Note 14)	₱1,482,640	₱928,113
Current portion of long-term debt (Note 15)	118,329	117,469
Income tax payable	513,598	263,381
Total Current Liabilities	2,114,567	1,308,963
Noncurrent Liabilities		
Long-term debt - net of current portion (Note 15)	1,313,203	1,421,128
Deferred income tax liabilities - net (Note 33)	421,050	486,228
Provision for mine rehabilitation and decommissioning (Note 16)	130,175	130,927
Deferred income - net of current portion	71,229	75,419
Pension liability (Note 32)	231,338	279,075
Total Noncurrent Liabilities	2,166,995	2,392,777
Total Liabilities	4,281,562	3,701,740
Equity Attributable to Equity Holders of the Parent		
Capital stock (Note 17)	1,272,495	1,266,780
Stock dividends distributable (Note 17)	632,648	-
Additional paid-in capital	8,273,655	8,151,603
Other components of equity:		
Net valuation gains on AFS financial assets (Note 7)	171,322	99,506
Cost of share-based payment plan (Note 18)	47,060	49,524
Asset revaluation surplus	33,246	33,629
Share in cumulative translation adjustment (Note 11)	82,154	140,201
Retained earnings:		
Appropriated (Note 17)	1,000,000	1,000,000
Unappropriated	15,673,051	9,748,905
	27,185,631	20,490,148
Non-controlling Interests (NCI)	3,716,715	4,721,640
Total Equity	30,902,346	25,211,788
TOTAL LIABILITIES AND EQUITY	₱35,183,908	₱28,913,528

See accompanying Notes to Consolidated Financial Statements.



NICKEL ASIA CORPORATION AND SUBSIDIARIES**CONSOLIDATED STATEMENTS OF INCOME**

(Amounts in Thousands, Except Earnings per Share)

	Years Ended December 31		
	2014	2013	2012
REVENUES (Note 31)			
Sale of ore	₱24,052,734	₱10,475,497	₱11,143,293
Services and others	692,970	634,032	463,614
	24,745,704	11,109,529	11,606,907
COSTS AND EXPENSES			
Cost of sales (Note 20)	5,356,411	4,489,294	4,467,215
Cost of services (Note 21)	371,150	335,292	260,399
Shipping and loading costs (Note 22)	1,837,568	1,398,771	1,400,550
Excise taxes and royalties (Note 23)	1,754,834	648,608	707,937
Marketing (Notes 36e and 36i)	168,943	65,629	94,354
General and administrative (Note 24)	956,864	624,819	527,581
	10,445,770	7,562,413	7,458,036
FINANCE INCOME (Note 27)	172,104	166,753	235,040
FINANCE EXPENSES (Note 28)	(164,369)	(128,298)	(114,536)
EQUITY IN NET INCOME (LOSSES) OF ASSOCIATES (Note 11)	522,380	(184,703)	(114,639)
OTHER INCOME - net (Note 29)	470,897	309,783	300,262
INCOME BEFORE INCOME TAX	15,300,946	3,710,651	4,454,998
PROVISION FOR (BENEFIT FROM) INCOME TAX (Note 33)			
Current	4,265,468	1,169,504	1,264,270
Deferred	27,359	(45,289)	70,428
	4,292,827	1,124,215	1,334,698
NET INCOME	₱11,008,119	₱2,586,436	₱3,120,300
Net income attributable to:			
Equity holders of the parent	₱8,551,627	₱2,053,674	₱2,207,210
NCI	2,456,492	532,762	913,090
	₱11,008,119	₱2,586,436	₱3,120,300
Earnings per share (EPS; Note 19)			
Basic	₱2.26	₱0.54	₱0.58
Diluted	₱2.25	₱0.54	₱0.58

See accompanying Notes to Consolidated Financial Statements.

NICKEL ASIA CORPORATION AND SUBSIDIARIES
CONSOLIDATED STATEMENTS OF COMPREHENSIVE INCOME
(Amounts in Thousands)

	Years Ended December 31		
	2014	2013	2012
NET INCOME	₱11,008,119	₱2,586,436	₱3,120,300
OTHER COMPREHENSIVE INCOME (LOSS)			
<i>Other comprehensive income (loss) to be reclassified to consolidated statements of income in subsequent periods:</i>			
Share in translation adjustment of associates (Note 11)	(54,876)	307,900	(268,299)
Income tax effect	(3,171)	(30,790)	13,139
	(58,047)	277,110	(255,160)
Net valuation gains on AFS financial assets (Note 7)	96,806	45,679	66,910
Income tax effect (Note 7)	(22,649)	(15,636)	(16,048)
	74,157	30,043	50,862
Net other comprehensive income (loss) to be reclassified to consolidated statements of income in subsequent periods	16,110	307,153	(204,298)
<i>Other comprehensive income (loss) not to be reclassified to consolidated statements of income in subsequent periods:</i>			
Remeasurement gain (loss) on pension liability (Note 32)	62,960	(149,686)	92,417
Income tax effect	(18,888)	44,906	(27,725)
	44,072	(104,780)	64,692
Asset revaluation surplus	(547)	(547)	(547)
Income tax effect	164	164	164
	(383)	(383)	(383)
Net other comprehensive income (loss) not to be reclassified to consolidated statements of income in subsequent periods	43,689	(105,163)	64,309
TOTAL OTHER COMPREHENSIVE INCOME (LOSS) - NET OF TAX	59,799	201,990	(139,989)
TOTAL COMPREHENSIVE INCOME - NET OF TAX	₱11,067,918	₱2,788,426	₱2,980,311
Total comprehensive income attributable to:			
Equity holders of the parent	₱8,592,028	₱2,292,064	₱2,035,344
NCI	2,475,890	496,362	944,967
	₱11,067,918	₱2,788,426	₱2,980,311

See accompanying Notes to Consolidated Financial Statements.



NICKEL ASIA CORPORATION AND SUBSIDIARIES
CONSOLIDATED STATEMENTS OF CHANGES IN EQUITY
FOR THE YEARS ENDED DECEMBER 31, 2014, 2013 AND 2012
(Amounts in Thousands)

	Equity Attributable to Equity Holders of the Parent											Total	NCI	Total	
	Capital Stock (Note 17)	Stock Dividends Distributable (Note 17)	Additional Paid-in Capital	Cost of Share-based Payment Plan (Note 18)	Net Valuation		Asset Revaluation Surplus	Retained Earnings		Total	NCI				Total
					Gains on AFS Financial Assets (Note 7)	Share in Cumulative Translation Adjustment (Note 11)		Unappropriated	Appropriated (Note 17)						
Balances at December 31, 2013	₱1,266,780	₱-	₱8,151,603	₱49,524	₱99,506	₱140,201	₱33,629	₱9,748,905	₱1,000,000	₱20,490,148	₱4,721,640	₱25,211,788			
Net income	-	-	-	-	-	-	-	8,551,627	-	8,551,627	2,456,492	11,008,119			
Other comprehensive income (loss)	-	-	-	-	71,816	(58,047)	(383)	27,015	-	40,401	19,398	59,799			
Total comprehensive income (loss)	-	-	-	-	71,816	(58,047)	(383)	8,578,642	-	8,592,028	2,475,890	11,067,918			
Cost of share-based payment plan (Note 18)	-	-	-	43,000	-	-	-	-	-	43,000	-	43,000			
Cash dividends (Note 17)	-	-	-	-	-	-	-	(2,021,727)	-	(2,021,727)	-	(2,021,727)			
7% Cash dividends - Preferred share	-	-	-	-	-	-	-	(504)	-	(504)	-	(504)			
Stock dividends (Note 17)	-	632,648	-	-	-	-	-	(632,648)	-	-	-	-			
Exercise of stock options (Note 18)	5,715	-	122,052	(45,464)	-	-	-	-	-	82,303	-	82,303			
Share of NCI in cash dividends of subsidiaries	-	-	-	-	-	-	-	-	-	-	(3,480,815)	(3,480,815)			
Asset revaluation surplus transferred to retained earnings	-	-	-	-	-	-	-	383	-	383	-	383			
Balances at December 31, 2014	₱1,272,495	₱632,648	₱8,273,655	₱47,060	₱171,322	₱82,154	₱33,246	₱15,673,051	₱1,000,000	₱27,185,631	₱3,716,715	₱30,902,346			

See accompanying Notes to Consolidated Financial Statements.



	Equity Attributable to Equity Holders of the Parent										
	Capital Stock (Note 17)	Additional Paid-in Capital	Cost of Share-based Payment Plan (Note 18)	Net Valuation Gains on AFS Financial Assets (Note 7)	Share in Cumulative Translation Adjustment (Note 11)	Asset Revaluation Surplus	Retained Earnings		Total	NCI	Total
							Unappropriated	Appropriated (Note 17)			
Balances at December 31, 2012	₱1,013,938	₱8,117,558	₱57,464	₱65,199	(₱136,909)	₱34,012	₱9,725,164	₱-	₱18,876,426	₱4,705,278	₱23,581,704
Net income	-	-	-	-	-	-	2,053,674	-	2,053,674	532,762	2,586,436
Other comprehensive income (loss)	-	-	-	34,307	277,110	(383)	(72,644)	-	238,390	(36,400)	201,990
Total comprehensive income (loss)	-	-	-	34,307	277,110	(383)	1,981,030	-	2,292,064	496,362	2,788,426
Cost of share-based payment plan (Note 18)	-	-	10,369	-	-	-	-	-	10,369	-	10,369
Cash dividends - ₱0.35 per common share (Note 17)	-	-	-	-	-	-	(705,252)	-	(705,252)	-	(705,252)
7% Cash dividends - Preferred share	-	-	-	-	-	-	(504)	-	(504)	-	(504)
Stock dividends (Note 17)	251,916	-	-	-	-	-	(251,916)	-	-	-	-
Exercise of stock options (Note 18)	926	34,045	(18,309)	-	-	-	-	-	16,662	-	16,662
Share of NCI in cash dividends of a subsidiary	-	-	-	-	-	-	-	-	-	(480,000)	(480,000)
Appropriation (Note 17)	-	-	-	-	-	-	(1,000,000)	1,000,000	-	-	-
Asset revaluation surplus transferred to retained earnings	-	-	-	-	-	-	383	-	383	-	383
Balances at December 31, 2013	₱1,266,780	₱8,151,603	₱49,524	₱99,506	₱140,201	₱33,629	₱9,748,905	₱1,000,000	₱20,490,148	₱4,721,640	₱25,211,788

See accompanying Notes to Consolidated Financial Statements.



Equity Attributable to Equity Holders of the Parent

	Capital Stock	Additional Paid-in Capital	Cost of Share-based Payment Plan	Net Valuation Gains on AFS Financial Assets	Share in Cumulative Translation Adjustment	Asset Revaluation Surplus	Retained Earnings	Total	NCI	Total
Balances at December 31, 2011	₱677,116	₱8,075,641	₱64,308	₱20,889	₱118,251	₱34,395	₱8,883,432	₱17,874,032	₱4,358,573	₱22,232,605
Net income	-	-	-	-	-	-	2,207,210	2,207,210	913,090	3,120,300
Other comprehensive income (loss)	-	-	-	44,310	(255,160)	(383)	39,367	(171,866)	31,877	(139,989)
Total comprehensive income (loss)	-	-	-	44,310	(255,160)	(383)	2,246,577	2,035,344	944,967	2,980,311
Cost of share-based payment	-	-	2,759	-	-	-	-	2,759	-	2,759
Cash dividends - ₱0.80 per common share (Note 17)	-	-	-	-	-	-	(1,073,452)	(1,073,452)	-	(1,073,452)
7% Cash dividends - Preferred share	-	-	-	-	-	-	(504)	(504)	-	(504)
Stock dividends (Note 17)	335,579	-	-	-	-	-	(335,579)	-	-	-
Exercise of stock options	1,243	41,917	(9,603)	-	-	-	-	33,557	-	33,557
Share of NCI in cash dividends of a subsidiary	-	-	-	-	-	-	-	-	(600,000)	(600,000)
Restructuring of a subsidiary	-	-	-	-	-	-	4,307	4,307	1,738	6,045
Asset revaluation surplus transferred to retained earnings	-	-	-	-	-	-	383	383	-	383
Balances at December 31, 2012	₱1,013,938	₱8,117,558	₱57,464	₱65,199	(₱136,909)	₱34,012	₱9,725,164	₱18,876,426	₱4,705,278	₱23,581,704

See accompanying Notes to Consolidated Financial Statements.



NICKEL ASIA CORPORATION AND SUBSIDIARIES
CONSOLIDATED STATEMENTS OF CASH FLOWS
(Amounts in Thousands)

	Years Ended December 31		
	2014	2013	2012
CASH FLOWS FROM OPERATING ACTIVITIES			
Income before income tax	₱15,300,946	₱3,710,651	₱4,454,998
Adjustments for:			
Depreciation, amortization and depletion (Note 26)	1,373,334	1,262,651	981,883
Equity in net losses (income) of associates (Note 11)	(522,380)	184,703	114,639
Interest income (Note 27)	(160,847)	(159,445)	(226,414)
Dividend income (Notes 7 and 29)	(6,473)	(62,654)	(192,720)
Movements in pension liability	(14,341)	52,998	34,451
Unrealized foreign exchange losses (gains) - net (Note 29)	(91,147)	41,647	(40,294)
Interest expense (Notes 21 and 28)	47,717	38,313	63,989
Cost of share-based payment plan (Note 18)	43,000	10,369	2,759
Accretion interest on provision for mine rehabilitation and decommissioning (Notes 16 and 28)	8,893	8,554	13,539
Accretion income (Note 27)	(573)	-	-
Loss (gain) on :			
Sale of investment properties (Note 29)	-	(145,095)	-
Sales of property and equipment (Note 29)	(9,693)	(82,005)	1,369
Valuation on AFS financial assets transferred from equity to statement of income - net (Notes 7, 27 and 28)	(8,479)	(7,308)	(6,490)
Casualty losses	-	2,785	-
Provision for impairment losses on property and equipment (Notes 9 and 29)	98,487	-	-
Day 1 loss (Note 28)	2,123	-	-
Effect of change in estimate on provision for mine rehabilitation and decommissioning (Note 16)	756	-	-
Operating income before working capital changes	16,061,323	4,856,164	5,201,709
Decrease (increase) in:			
Trade and other receivables	(574,383)	88,383	219,027
Inventories	(650,009)	244,266	95,480
Prepayments and other current assets	(242,854)	(66,947)	(63,655)
Increase (decrease) in trade and other payables	572,792	73,959	(298,964)
Net cash generated from operations	15,166,869	5,195,825	5,153,597
Income taxes paid	(4,015,251)	(1,201,218)	(1,244,344)
Interest received	147,758	166,316	225,818
Interest paid	(37,692)	(40,001)	(56,107)
Net cash flows from operating activities	11,261,684	4,120,922	4,078,964

(Forward)



	Years Ended December 31		
	2014	2013	2012
CASH FLOWS FROM INVESTING ACTIVITIES			
Acquisitions of:			
Property and equipment and investment properties (Notes 9 and 10)	(₱1,557,072)	(₱1,931,125)	(₱2,719,033)
AFS financial assets (Note 7)	(1,397,019)	(374,074)	(574,747)
Proceeds from:			
Sale of property and equipment and investment properties (Notes 9, 10 and 29)	70,485	296,287	5,115
Sale of AFS financial assets (Notes 7 and 27)	415,713	119,172	77,753
Dividends received	6,473	62,654	192,720
Increase in other noncurrent assets	(18,741)	(85,997)	(280,460)
Net cash flows used in investing activities	(2,480,161)	(1,913,083)	(3,298,652)
CASH FLOWS FROM FINANCING ACTIVITIES			
ACTIVITIES			
Proceeds from exercise of stock options	82,303	16,662	33,557
Increase (decrease) in deferred income	(4,190)	(12,867)	4,132
Payments of:			
Cash dividends (Notes 17 and 30)	(5,502,542)	(1,185,252)	(1,673,452)
Long-term debt	(115,685)	(118,473)	(123,371)
Rehabilitation cost (Note 16)	(10,401)	(10,149)	-
Net cash flows used in financing activities	(5,550,515)	(1,310,079)	(1,759,134)
NET INCREASE (DECREASE) IN CASH AND CASH EQUIVALENTS	3,231,008	897,760	(978,822)
CASH AND CASH EQUIVALENTS AT BEGINNING OF YEAR	10,234,336	9,263,451	10,350,592
EFFECT OF EXCHANGE RATE CHANGES IN CASH AND CASH EQUIVALENTS	96,459	73,125	(108,319)
CASH AND CASH EQUIVALENTS AT END OF YEAR (Note 4)	₱13,561,803	₱10,234,336	₱9,263,451

See accompanying Notes to Consolidated Financial Statements.



NICKEL ASIA CORPORATION AND SUBSIDIARIES

NOTES TO CONSOLIDATED FINANCIAL STATEMENTS

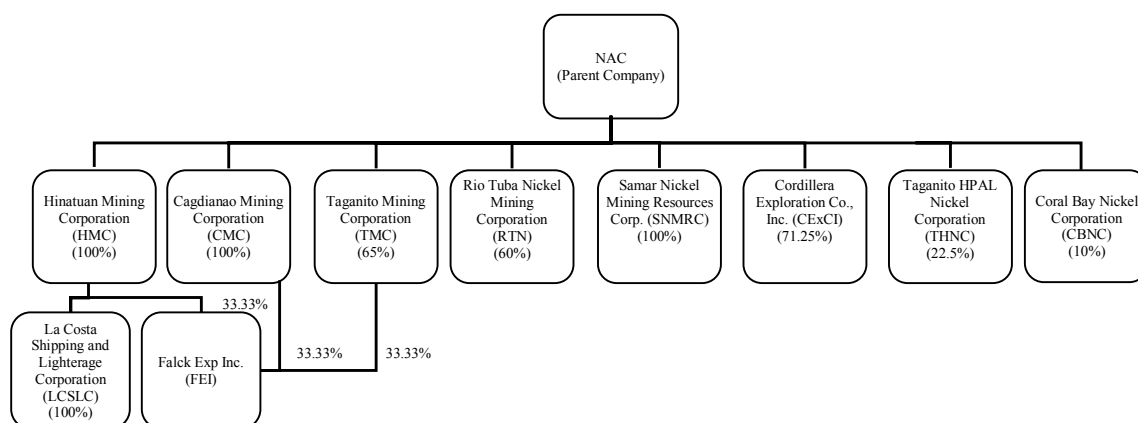
(Amounts in Thousands, Except Number of Shares, Per Share Data and as Indicated)

1. Corporate Information

Nickel Asia Corporation (NAC; Parent Company) was registered with the Philippine Securities and Exchange Commission (SEC) on July 24, 2008. The Parent Company is primarily engaged in investing in and holding of assets of every kind and description and wherever situated, as and to the extent permitted by law. It is also registered, within the limits prescribed by law, to engage in the business of mining of all kinds of ore, metals and minerals.

On November 22, 2010, the Parent Company was listed on the Philippine Stock Exchange (PSE) with an initial public offering (IPO) of 304,500,000 common shares (consisting of 132,991,182 shares held in treasury and new common shares of 171,508,818) with an offer price of ₱15.00 per share, which is equivalent to ₱5.33 per share after the stock dividends (see Note 17).

Parent Company Ownership Map



On March 24, 2014 and June 6, 2014, the Board of Directors (BOD) of the Parent Company and its stockholders, respectively, approved the amendment of its Articles of Incorporation to reflect the change in its principal office address from 6th floor, NAC Centre, 143 Dela Rosa Street, Legaspi Village, Makati City to NAC Tower 32nd Street, Bonifacio Global City, Taguig. The amendment of the Parent Company's Articles of Incorporation was approved by the SEC on August 15, 2014.

The Subsidiaries

HMC

HMC was registered with the SEC on October 9, 1979, is a one hundred percent (100%) owned subsidiary of the Parent Company and is primarily engaged in the exploration, mining and exporting of nickel ore located in Hinatuan and Nonoc Islands, Surigao del Norte and Manicani Island, Eastern Samar. HMC is also engaged in the chartering out of Landing Craft Transport (LCT) and providing complete marine services. The registered office address of HMC is at 29th floor NAC Tower, 32nd Street, Bonifacio Global City, Taguig.



CMC

CMC was registered with the SEC on July 25, 1997, is a one hundred percent (100%) owned subsidiary of the Parent Company and is primarily engaged in the exploration, mining and exporting of nickel ore located in Barangay Valencia, Municipality of Cagdianao, Province of Dinagat Island. The registered office address of CMC is at 29th floor NAC Tower, 32nd Street, Bonifacio Global City, Taguig.

TMC

TMC was registered with the SEC on March 4, 1987, is a sixty-five percent (65%) owned subsidiary of the Parent Company and is primarily engaged in the exploration, mining and exporting of nickel ore located in Claver, Surigao del Norte. TMC also provides services which involves the handling, hauling and transportation of materials required in the processing operations of THNC. The registered office address of TMC is at 29th floor NAC Tower, 32nd Street, Bonifacio Global City, Taguig.

RTN

RTN was registered with the SEC on July 15, 1969, is a sixty percent (60%) owned subsidiary of the Parent Company and is primarily engaged in the exploration, mining and exporting of nickel ore located in Barangay Rio Tuba, Municipality of Bataraza, Palawan and providing non-mining services required in the processing operations of CBNC. The registered office address of RTN is at 29th floor NAC Tower, 32nd Street, Bonifacio Global City, Taguig.

FEI

FEI was registered with the SEC on November 22, 2005, is an eighty-eight percent (88%) owned subsidiary of the Parent Company through HMC, CMC and TMC, and is primarily engaged in the business of exploring, prospecting and operating mines and quarries of all kinds of ores and minerals, metallic and non-metallic. On August 8, 2014, the BOD of FEI approved the immediate dissolution of FEI. Thereafter, the liquidation process commenced and as a result, FEI changed from going-concern to liquidation basis of accounting. Final dissolution will take place after the approval of FEI's application with the SEC. The registered office address of FEI is at 3rd floor NAC Centre, 143 Dela Rosa corner Adelantado Streets, Legaspi Village, Makati City.

LCSLC

LCSLC was registered with the SEC on October 23, 1992, is a one hundred percent (100%) owned subsidiary of the Parent Company through HMC, and is primarily engaged in the chartering out of LCT and providing complete marine services. In a resolution dated May 6, 2014, the BOD of LCSLC authorized the disposal of all of its LCT. Accordingly, on the same date, LCSLC entered into a Deed of Absolute Sale with HMC to sell all of its LCT. LCSLC was acquired by HMC in April 2010. The registered office address of the LCSLC is at 29th floor NAC Tower, 32nd Street, Bonifacio Global City, Taguig.

SNMRC

SNMRC was registered with the SEC on March 11, 2010, is a one hundred percent (100%) owned subsidiary of the Parent Company and is primarily engaged in the exploration, mining and exporting of mineral ores. SNMRC has not yet started commercial operations. The registered office address of SNMRC is at 29th floor NAC Tower, 32nd Street, Bonifacio Global City, Taguig.

CExCI

CExCI was registered with the SEC on October 19, 1994, is a seventy-one percent (71%) owned subsidiary of the Parent Company and is primarily engaged in the business of large-scale exploration, development and utilization of mineral resources. CExCI has a number of mining



properties at various stages of exploration. It is currently not engaged in any development or commercial production activities. The registered office address of CExCI is at 7th floor NAC Centre, 143 Dela Rosa corner Adelantado Streets, Legaspi Village, Makati City.

Executive Order (EO) 79

On July 12, 2012, EO 79 was released to lay out the framework for the implementation of mining reforms in the Philippines. The policy highlights several issues that includes area of coverage of mining, small-scale mining, creation of a council, transparency and accountability and reconciling the roles of the national Government and local Government units. Management believes that EO 79 has no major impact on its current operations since the operating subsidiaries and mines are covered by existing Mineral Production Sharing Agreement (MPSA) with the Government. Section 1 of EO 79, provides that mining contracts approved before the effectivity of the EO shall continue to be valid, binding, and enforceable so long as they strictly comply with existing laws, rules and regulations and the terms and conditions of their grant.

The consolidated financial statements as at December 31, 2014 and 2013 and for each of the three years in the period ended December 31, 2014 were authorized for issuance by the Parent Company's BOD on March 27, 2015.

2. Basis of Preparation and Consolidation, Statement of Compliance and Summary of Significant Accounting Policies

Basis of Preparation

The consolidated financial statements have been prepared on a historical cost basis, except for derivative financial instrument and AFS financial assets which are measured at fair value and inventories which are measured at net realizable value (NRV). The consolidated financial statements are presented in Philippine peso, which is the Parent Company's functional and presentation currency. Each entity in the Parent Company and its subsidiaries (collectively referred to as the Group) determines its own functional currency and items included in the financial statements of each entity are measured using that functional and presentation (or reporting) currency. The functional currency of the entities in the Group is also the Philippine peso. All amounts are rounded to the nearest thousand (₱000), except when otherwise indicated.

The consolidated financial statements provide comparative information in respect of the previous period.

Basis of Consolidation from January 1, 2010

The consolidated financial statements include the Group and its associates:

	Principal Place of Business	Principal Activities	Effective Ownership	
			2014	2013
<i>Subsidiaries</i>				
HMC	Philippines	Mining and Services	100.00%	100.00%
CMC	Philippines	Mining	100.00%	100.00%
SNMRC	Philippines	Mining	100.00%	100.00%
LCSLC*	Philippines	Services	100.00%	100.00%
FEI*	Philippines	Mining	88.00%	88.00%
CExCI	Philippines	Mining	71.25%	71.25%
TMC	Philippines	Mining and Services	65.00%	65.00%
RTN	Philippines	Mining and Services	60.00%	60.00%
<i>Associates</i>				
THNC	Philippines	Manufacturing	22.50%	22.50%
CBNC*	Philippines	Manufacturing	10.00%	6.00%

*Direct and indirect ownership



The consolidated financial statements comprise the financial statements of the Group as at December 31 of each year. The financial statements of the subsidiaries are prepared for the same reporting year as the Parent Company using uniform accounting policies. When necessary, adjustments are made to the separate financial statements of the subsidiaries to bring their accounting policies in line with the Group's accounting policies.

Subsidiaries

Subsidiaries are entities over which the Parent Company has control.

Control is achieved when the Parent Company is exposed, or has rights, to variable returns from its involvement with the investee and has the ability to affect those returns through its power over the investee.

Specifically, the Parent Company controls an investee if and only if the Parent Company has:

- Power over the investee (i.e. existing rights that give it the current ability to direct the relevant activities of the investee);
- Exposure, or rights, to variable returns from its involvement with the investee; and
- The ability to use its power over the investee to affect its returns.

When the Parent Company has less than a majority of the voting or similar rights of an investee, the Parent Company considers all relevant facts and circumstances in assessing whether it has power over an investee, including:

- The contractual arrangement with the other vote holders of the investee;
- Rights arising from other contractual arrangements; and
- The Parent Company's voting rights and potential voting rights.

The Parent Company re-assesses whether or not it controls an investee if facts and circumstances indicate that there are changes to one or more of the three elements of control. Consolidation of a subsidiary begins when the Parent Company obtains control over the subsidiary and ceases when the Parent Company loses control of the subsidiary. Assets, liabilities, income and expenses of a subsidiary acquired or disposed of during the year are included in the consolidated financial statements from the date the Parent Company gains control until the date the Parent Company ceases to control the subsidiary.

Consolidated statement of income and each component of consolidated statement of comprehensive income are attributed to the equity holders of the Parent Company and to the NCI, even if this results in the NCI having a deficit balance.

NCI

NCI represents interest in a subsidiary that is not owned, directly or indirectly, by the Parent Company.

NCI represents the portion of profit or loss and the net assets not held by the Group. Transactions with NCI are accounted for using the entity concept method, whereby the difference between the consideration and the book value of the share of the net assets acquired is recognized as an equity transaction.



A change in the ownership interest of a subsidiary, without a loss of control, is accounted for as an equity transaction. If the Parent Company loses control over a subsidiary, it:

- Derecognizes the assets (including goodwill) and liabilities of the subsidiary;
- Derecognizes the carrying amount of any NCI;
- Derecognizes the cumulative translation differences recorded in equity;
- Recognizes the fair value of the consideration received;
- Recognizes the fair value of any investment retained;
- Recognizes any surplus or deficit in the consolidated statement of income; and
- Reclassifies the Parent Company's share of components previously recognized in the consolidated statement of comprehensive income to consolidated statement of income or retained earnings, as appropriate, as would be required if the Parent Company had directly disposed of the related assets or liabilities.

All intra-group balances, transactions, income and expenses and profits and losses resulting from intra-group transactions are eliminated in full.

Basis of Consolidation Prior to January 1, 2010

The above mentioned requirements were applied on a prospective basis. The following differences, however, are carried forward in certain instances from the previous basis of consolidation:

- NCI represented the portion of profit or loss and net assets in the subsidiaries not held by the Group and are presented separately in the consolidated statement of income, consolidated statement of comprehensive income, consolidated statement of changes in equity and consolidated statement of financial position separately from the Parent Company's equity.
- Acquisition of NCI is accounted for using the entity concept method, whereby the difference between the consideration and the book value of the share of the net assets acquired is recognized as an equity transaction.
- Losses incurred by the Group were attributed to the NCI until the balance was reduced to nil. Any further excess losses were attributable to the Parent Company, unless the NCI had a binding obligation to cover these.
- Upon loss of control, the Group accounted for the investment retained at its proportionate share of net asset value at the date control was lost.

Statement of Compliance

The consolidated financial statements of the Group have been prepared in compliance with Philippine Financial Reporting Standards (PFRS).

The specific accounting policies followed by the Group are disclosed in the following section.

Changes in Accounting Policies and Disclosures

The accounting policies adopted are consistent with those of the previous financial year except for the following new and amended PFRS, Philippine Accounting Standards (PAS), and Philippine Interpretations based on International Financial Reporting Interpretations Committee (IFRIC) and improvements to PFRS which were adopted as at January 1, 2014.

- PAS 32, *Financial Instruments: Presentation - Offsetting Financial Assets and Financial Liabilities* (Amendments)

The amendments clarify the meaning of "currently has a legally enforceable right to set-off" and also clarify the application of the PAS 32 offsetting criteria to settlement systems (such as central clearing house systems) which apply gross settlement mechanisms that are not simultaneous. The amendments affect presentation only and have no impact on the Group's



financial position or performance. The Group continues to present financial assets and financial liabilities at gross since the management has assessed that offsetting arrangements are not mandatory.

- PAS 36, *Impairment of Assets - Recoverable Amount Disclosures for Non-Financial Assets (Amendments)*
These amendments remove the unintended consequences of PFRS 13, *Fair Value Measurement*, on the disclosures required under PAS 36. In addition, these amendments require disclosure of the recoverable amounts for the assets or cash-generating units (CGUs) for which impairment loss has been recognized or reversed during the period. The application of the amendments has no material impact on the disclosures in the consolidated financial statements.
- PAS 39, *Financial Instruments: Recognition and Measurement - Novation of Derivatives and Continuation of Hedge Accounting (Amendments)*
These amendments provide relief from discontinuing hedge accounting when novation of a derivative designated as a hedging instrument meets certain criteria and retrospective application is required. These amendments have no impact as the Group has not novated its derivatives during the current or prior period.
- Investment Entities (Amendments to PFRS 10, *Consolidated Financial Statements*, PFRS 12, *Disclosures of Interests in Other Entities*, and PAS 27, *Separate Financial Statements*)
These amendments provide an exception to the consolidation requirement for entities that meet the definition of an investment entity under PFRS 10. The exception to consolidation requires investment entities to account for subsidiaries at fair value through profit or loss (FVPL). The amendments must be applied retrospectively, subject to certain transition relief. It is not expected that these amendments would be relevant to the Group since none of the entities would qualify to be an investment entity under PFRS 10.
- Philippine Interpretation IFRIC 21, *Levies*
IFRIC 21 clarifies that an entity recognizes a liability for a levy when the activity that triggers payment, as identified by the relevant legislation, occurs. For a levy that is triggered upon reaching a minimum threshold, the interpretation clarifies that no liability should be anticipated before the specified minimum threshold is reached. Retrospective application is required for IFRIC 21. This interpretation has no impact on the Group as it has applied the recognition principles under PAS 37, *Provisions, Contingent Liabilities and Contingent Assets*, consistent with the requirements of IFRIC 21 in prior years.

Annual Improvements to PFRSs (2010-2012 cycle)

In the 2010-2012 annual improvements cycle, seven amendments to six standards were issued, which included an amendment to PFRS 13, *Fair Value Measurement*. The amendment to PFRS 13, *Fair Value Measurement - Short-term Receivables and Payables*, is effective immediately and it clarifies that short-term receivables and payables with no stated interest rates can be measured at invoice amounts when the effect of discounting is immaterial. This amendment has no impact on the Group's financial position or performance.

Annual Improvements to PFRSs (2011-2013 cycle)

In the 2011-2013 annual improvements cycle, four amendments to four standards were issued, which included an amendment to PFRS 1, *First-time Adoption of PFRS*. The amendment to PFRS 1 is effective immediately. It clarifies that an entity may choose to apply either a current



standard or a new standard that is not yet mandatory, but permits early application, provided either standard is applied consistently throughout the periods presented in the entity's first PFRS financial statements. This amendment has no impact on the Group as it is not a first time PFRS adopter.

New Accounting Standards, Interpretations and Amendments Effective Subsequent to December 31, 2014

The Group will adopt the standards and interpretations enumerated below when these become effective. Except as otherwise indicated, the Group does not expect the adoption of these new and amended standards and interpretations to have a significant impact on its consolidated financial statements.

Effective Date to be Determined

- PFRS 9, *Financial Instruments - Classification and Measurement* (2010 version)
PFRS 9 (2010 version) reflects the first phase on the replacement of PAS 39 and applies to the classification and measurement of financial assets and liabilities as defined in PAS 39, *Financial Instruments: Recognition and Measurement*. PFRS 9 requires all financial assets to be measured at fair value at initial recognition. A debt financial asset may, if the fair value option (FVO) is not invoked, be subsequently measured at amortized cost if it is held within a business model that has the objective to hold the assets to collect the contractual cash flows and its contractual terms give rise, on specified dates, to cash flows that are solely payments of principal and interest on the principal outstanding. All other debt instruments are subsequently measured at FVPL. All equity financial assets are measured at fair value either through other comprehensive income (OCI) or profit or loss. Equity financial assets held for trading must be measured at FVPL. For FVO liabilities, the amount of change in the fair value of a liability that is attributable to changes in credit risk must be presented in OCI. The remainder of the change in fair value is presented in profit or loss, unless presentation of the fair value change in respect of the liability's credit risk in OCI would create or enlarge an accounting mismatch in profit or loss. All other PAS 39 classification and measurement requirements for financial liabilities have been carried forward into PFRS 9, including the embedded derivative separation rules and the criteria for using the FVO. The adoption of the first phase of PFRS 9 will have an effect on the classification and measurement of the Group's financial assets, but will potentially have no impact on the classification and measurement of financial liabilities.

PFRS 9 (2010 version) is effective for annual periods beginning on or after January 1, 2015. This mandatory adoption date was moved to January 1, 2018 when the final version of PFRS 9 was adopted by the Philippine Financial Reporting Standards Council (FRSC). Such adoption, however, is still for approval by the Board of Accountancy (BOA). The Group will not adopt the standard before the completion of the limited amendments and the second phase of the project.

- Philippine Interpretation IFRIC 15, *Agreements for the Construction of Real Estate*
This interpretation covers accounting for revenue and associated expenses by entities that undertake the construction of real estate directly or through subcontractors. The interpretation requires that revenue on construction of real estate be recognized only upon completion, except when such contract qualifies as construction contract to be accounted for under PAS 11, *Construction Contracts*, or involves rendering of services in which case revenue is recognized based on stage of completion. Contracts involving provision of services with the construction materials and where the risks and reward of ownership are transferred to the buyer on a continuous basis will also be accounted for based on stage of completion. The



SEC and the FRSC have deferred the effectivity of this interpretation until the final Revenue standard is issued by the International Accounting Standards Board (IASB) and an evaluation of the requirements of the final Revenue standard against the practices of the Philippine real estate industry is completed.

Adoption of the interpretation when it becomes effective will not have any impact on the consolidated financial statements of the Group since it has no agreements for the construction of real estate.

The following new standards and amendments issued by the IASB were already adopted by the FRSC but are still for approval of the BOA

Effective January 1, 2015:

- *PAS 19, Employee Benefits - Defined Benefit Plans: Employee Contributions (Amendments)*
PAS 19 requires an entity to consider contributions from employees or third parties when accounting for defined benefit plans. Where the contributions are linked to service, they should be attributed to periods of service as a negative benefit. These amendments clarify that, if the amount of the contributions is independent of the number of years of service, an entity is permitted to recognize such contributions as a reduction in the service cost in the period in which the service is rendered, instead of allocating the contributions to the periods of service. The Group has no contributions from employees or third parties to defined benefit plans. Thus, these amendments have no impact on the Group's financial position or performance.

Annual Improvements to PFRSs (2010-2012 cycle)

The annual improvements to PFRSs (2010-2012 cycle) contain non-urgent but necessary amendments to the following standards:

- *PFRS 2, Share-based Payment - Definition of Vesting Condition*
This improvement is applied prospectively and clarifies various issues relating to the definitions of performance and service conditions which are vesting conditions, including:
 - A performance condition must contain a service condition.
 - A performance target must be met while the counterparty is rendering service.
 - A performance target may relate to the operations or activities of an entity, or to those of another entity in the same group.
 - A performance condition may be a market or non-market condition.
 - If the counterparty, regardless of the reason, ceases to provide service during the vesting period, the service condition is not satisfied.

The amendments affect disclosure only and have no impact on the Group's financial position or performance.

- *PFRS 3, Business Combinations - Accounting for Contingent Consideration in a Business Combination*
The amendment is applied prospectively for business combinations for which the acquisition date is on or after July 1, 2014. It clarifies that a contingent consideration that is not classified as equity is subsequently measured at FVPL whether or not it falls within the scope of PAS 39, *Financial Instruments: Recognition and Measurement* (or PFRS 9, *Financial Instruments*, if early adopted). The Group shall consider this amendment for future business combinations.



- PFRS 8, *Operating Segments - Aggregation of Operating Segments and Reconciliation of the Total of the Reportable Segments' Assets to the Entity's Assets*

The amendments are applied retrospectively and clarify that:

- An entity must disclose the judgments made by management in applying the aggregation criteria in the standard, including a brief description of operating segments that have been aggregated and the economic characteristics (e.g., sales and gross margins) used to assess whether the segments are “similar”.
- The reconciliation of segment assets to total assets is only required to be disclosed if the reconciliation is reported to the chief operating decision maker, similar to the required disclosure for segment liabilities.

The amendments affect disclosures only and have no impact on the Group's financial position or performance.

- PAS 16, *Property, Plant and Equipment*, and PAS 38, *Intangible Assets - Revaluation Method - Proportionate Restatement of Accumulated Depreciation and Amortization*

The amendment is applied retrospectively and clarifies in PAS 16 and PAS 38 that the asset may be revalued by reference to the observable data on either the gross or the net carrying amount. In addition, the accumulated depreciation or amortization is the difference between the gross and carrying amounts of the asset. The amendment affects disclosure only and has no impact on the Group's financial position or performance.

- PAS 24, *Related Party Disclosures - Key Management Personnel*

The amendment is applied retrospectively and clarifies that a management entity, which is an entity that provides key management personnel services, is a related party subject to the related party disclosures. In addition, an entity that uses a management entity is required to disclose the expenses incurred for management services. The amendment affects disclosure only and has no impact on the Group's financial position or performance.

Annual Improvements to PFRSs (2011-2013 cycle)

The Annual Improvements to PFRSs (2011-2013 cycle) contain non-urgent but necessary amendments to the following standards:

- PFRS 3, *Business Combinations - Scope Exceptions for Joint Arrangements*

The amendment is applied prospectively and clarifies the following regarding the scope exceptions within PFRS 3:

- Joint arrangements, not just joint ventures, are outside the scope of PFRS 3.
- This scope exception applies only to the accounting in the financial statements of the joint arrangement itself.

This is not expected to be relevant to the Group since it has no joint arrangements.

- PFRS 13, *Fair Value Measurement - Portfolio Exception*

The amendment is applied prospectively and clarifies that the portfolio exception in PFRS 13 can be applied not only to financial assets and financial liabilities, but also to other contracts within the scope of PAS 39 (or PFRS 9, as applicable). The amendment affects disclosure only and has no impact on the Group's financial position or performance.

- PAS 40, *Investment Property*

The amendment is applied prospectively and clarifies that PFRS 3, and not the description of ancillary services in PAS 40, is used to determine if the transaction is the purchase of an asset or business combination. The description of ancillary services in PAS 40 only differentiates



between investment property and owner-occupied property (i.e., property, plant and equipment). The amendment affects disclosure only and has no impact on the Group's financial position or performance.

Effective January 1, 2016:

- PFRS 10, *Consolidated Financial Statements*, and PAS 28, *Investments in Associates and Joint Ventures - Sale or Contribution of Assets between an Investor and its Associate or Joint Venture*
These amendments address an acknowledged inconsistency between the requirements in PFRS 10 and those in PAS 28 (2011) in dealing with the sale or contribution of assets between an investor and its associate or joint venture. The amendments require that a full gain or loss is recognized when a transaction involves a business (whether it is housed in a subsidiary or not). A partial gain or loss is recognized when a transaction involves assets that do not constitute a business, even if these assets are housed in a subsidiary. The Group is currently assessing the impact of adopting this standard.

- PFRS 11, *Joint Arrangements - Accounting for Acquisitions of Interests in Joint Operations (Amendments)*
The amendments to PFRS 11 require that a joint operator accounting for the acquisition of an interest in a joint operation, in which the activity of the joint operation constitutes a business must apply the relevant PFRS 3 principles for business combinations accounting. The amendments also clarify that a previously held interest in a joint operation is not remeasured on the acquisition of an additional interest in the same joint operation while joint control is retained. In addition, a scope exclusion has been added to PFRS 11 to specify that the amendments do not apply when the parties sharing joint control, including the reporting entity, are under common control of the same ultimate controlling party.

The amendments apply to both the acquisition of the initial interest in a joint operation and the acquisition of any additional interests in the same joint operation and are prospectively effective with early adoption permitted. These amendments are not expected to have any impact to the Group since it has no joint arrangements.

- PFRS 14, *Regulatory Deferral Accounts*
PFRS 14 is an optional standard that allows an entity, whose activities are subject to rate-regulation, to continue applying most of its existing accounting policies for regulatory deferral account balances upon its first-time adoption of PFRS. Entities that adopt PFRS 14 must present the regulatory deferral accounts as separate line items on the statement of financial position and present movements in these account balances as separate line items in the statement of profit or loss and OCI. The standard requires disclosures on the nature of, and risks associated with, the entity's rate-regulation and the effects of that rate-regulation on its financial statements. Since the Group is an existing PFRS preparer, this standard would not apply.
- PAS 16, *Property, Plant and Equipment*, and PAS 38, *Intangible Assets - Clarification of Acceptable Methods of Depreciation and Amortization (Amendments)*
The amendments clarify the principle in PAS 16 and PAS 38 that revenue reflects a pattern of economic benefits that are generated from operating a business (of which the asset is part) rather than the economic benefits that are consumed through use of the asset. As a result, a revenue-based method cannot be used to depreciate property, plant and equipment and may only be used in very limited circumstances to amortize intangible assets. The amendments are



effective prospectively with early adoption permitted. These amendments are not expected to have any impact to the Group given that the Group has not used a revenue-based method to depreciate its noncurrent assets.

- PAS 16, *Property, Plant and Equipment*, and PAS 41, *Agriculture - Bearer Plants* (Amendments)
The amendments change the accounting requirements for biological assets that meet the definition of bearer plants. Under the amendments, biological assets that meet the definition of bearer plants will no longer be within the scope of PAS 41. Instead, PAS 16 will apply. After initial recognition, bearer plants will be measured under PAS 16 at accumulated cost (before maturity) and using either the cost model or revaluation model (after maturity). The amendments also require that produce that grows on bearer plants will remain in the scope of PAS 41 measured at fair value less costs to sell. For government grants related to bearer plants, PAS 20, *Accounting for Government Grants and Disclosure of Government Assistance*, will apply. The amendments are retrospectively effective with early adoption permitted. These amendments are not expected to have any impact to the Group as it does not have any bearer plants.
- PAS 27, *Separate Financial Statements - Equity Method in Separate Financial Statements* (Amendments)
The amendments will allow entities to use the equity method to account for investments in subsidiaries, joint ventures and associates in their separate financial statements. Entities already applying PFRS and electing to change to the equity method in its separate financial statements will have to apply that change retrospectively. For first-time adopters of PFRS electing to use the equity method in its separate financial statements, they will be required to apply this method from the date of transition to PFRS. The amendments are effective with early adoption permitted. The Group is currently assessing the impact of adopting this standard.

Annual Improvements to PFRSs (2012-2014 cycle)

The Annual Improvements to PFRSs (2012-2014 cycle) contain non-urgent but necessary amendments to the following standards:

- PFRS 5, *Noncurrent Assets Held for Sale and Discontinued Operations - Changes in Methods of Disposal*
The amendment is applied prospectively and clarifies that changing from a disposal through sale to a disposal through distribution to owners and vice-versa should not be considered to be a new plan of disposal, rather it is a continuation of the original plan. There is, therefore, no interruption of the application of the requirements in PFRS 5. The amendment also clarifies that changing the disposal method does not change the date of classification. The Group shall consider this amendment for future disposal, if there are any.
- PFRS 7, *Financial Instruments: Disclosures - Servicing Contracts*
PFRS 7 requires an entity to provide disclosures for any continuing involvement in a transferred asset that is derecognized in its entirety. The amendment clarifies that a servicing contract that includes a fee can constitute continuing involvement in a financial asset. An entity must assess the nature of the fee and arrangement against the guidance in PFRS 7 in order to assess whether the disclosures are required. The amendment is to be applied such that the assessment of which servicing contracts constitute continuing involvement will need to be done retrospectively. However, comparative disclosures are not required to be provided for any period beginning before the annual period in which the entity first applies the



amendments. These amendments are not expected to have any impact since the Group has no service contracts.

- *PFRS 7 - Applicability of the Amendments to PFRS 7 to Condensed Interim Financial Statements*
This amendment is applied retrospectively and clarifies that the disclosures on offsetting of financial assets and financial liabilities are not required in the condensed interim financial report unless they provide a significant update to the information reported in the most recent annual report. These amendments will not have any material impact on the Group's disclosures in the condensed interim consolidated financial statements.
- *PAS 19, Employee Benefits - Regional Market Issue Regarding Discount Rate*
This amendment is applied prospectively and clarifies that market depth of high quality corporate bonds is assessed based on the currency in which the obligation is denominated, rather than the country where the obligation is located. When there is no deep market for high quality corporate bonds in that currency, Government bond rates must be used. The amendments are not expected to have any impact to the Group.
- *PAS 34, Interim Financial Reporting - Disclosure of Information "Elsewhere in the Interim Financial Report"*
The amendment is applied retrospectively and clarifies that the required interim disclosures must either be in the interim financial statements or incorporated by cross-reference between the interim financial statements and wherever they are included within the greater interim financial report (e.g., in the management commentary or risk report). These amendments will not have any material impact on the Group's disclosures in the interim consolidated financial statements.

Effective January 1, 2018:

- *PFRS 9, Financial Instruments - Hedge Accounting and Amendments to PFRS 9, PFRS 7 and PAS 39 (2013 version)*
PFRS 9 (2013 version) already includes the third phase of the project to replace PAS 39 which pertains to hedge accounting. This version of PFRS 9 replaces the rules-based hedge accounting model of PAS 39 with a more principles-based approach. Changes include replacing the rules-based hedge effectiveness test with an objectives-based test that focuses on the economic relationship between the hedged item and the hedging instrument, and the effect of credit risk on that economic relationship; allowing risk components to be designated as the hedged item, not only for financial items but also for non-financial items, provided that the risk component is separately identifiable and reliably measurable; and allowing the time value of an option, the forward element of a forward contract and any foreign currency basis spread to be excluded from the designation of a derivative instrument as the hedging instrument and accounted for as costs of hedging. PFRS 9 also requires more extensive disclosures for hedge accounting.

PFRS 9 (2013 version) has no mandatory effective date. The mandatory effective date of January 1, 2018 was eventually set when the final version of PFRS 9 was adopted by the FRSC. The adoption of the final version of PFRS 9, however, is still for approval by BOA.

The adoption of PFRS 9 (2013 version) is not expected to have any significant impact on the Group's financial statements since they do not have financial instruments covered by hedge accounting. However, the Group is currently assessing the further impact of adopting this standard.



- PFRS 9, *Financial Instruments* (2014 or final version)

In July 2014, the final version of PFRS 9, *Financial Instruments*, was issued. PFRS 9 reflects all phases of the financial instruments project and replaces PAS 39, *Financial Instruments: Recognition and Measurement*, and all previous versions of PFRS 9. The standard introduces new requirements for classification and measurement, impairment, and hedge accounting. PFRS 9 is effective for annual periods beginning on or after January 1, 2018, with early application permitted. Retrospective application is required, but comparative information is not compulsory. Early application of previous versions of PFRS 9 is permitted if the date of initial application is before February 1, 2015.

The adoption of PFRS 9 will have an effect on the classification and measurement of the Group's financial assets and impairment methodology for financial assets, but will have no impact on the classification and measurement of the Group's financial liabilities. The adoption will also have an effect on the Group's application of hedge accounting. The Group is currently assessing the impact of adopting this standard.

The following new standard issued by the IASB has not yet been adopted by the FRSC

- International Financial Reporting Standard (IFRS) 15, *Revenue from Contracts with Customers*

IFRS 15 was issued in May 2014 and establishes a new five-step model that will apply to revenue arising from contracts with customers. Under IFRS 15 revenue is recognised at an amount that reflects the consideration to which an entity expects to be entitled in exchange for transferring goods or services to a customer. The principles in IFRS 15 provide a more structured approach to measuring and recognising revenue. The new revenue standard is applicable to all entities and will supersede all current revenue recognition requirements under IFRS. Either a full or modified retrospective application is required for annual periods beginning on or after January 1, 2017 with early adoption permitted. The Group is currently assessing the impact of IFRS 15 and plans to adopt the new standard on the required effective date once adopted locally.

Summary of Significant Accounting Policies

Presentation of Consolidated Financial Statements

The Group has elected to present all items of recognized income and expense in two statements: a statement displaying components of profit or loss (consolidated statement of income) and a second statement beginning with profit or loss and displaying components of OCI (consolidated statement of comprehensive income).

Foreign Currency Transactions

Transactions in foreign currencies are initially recorded in Philippine peso at the rate prevailing at the date of the transaction. Monetary assets and liabilities denominated in foreign currencies are translated at functional currency rate of exchange ruling at each end of the reporting period. All differences are taken to consolidated statement of income. Nonmonetary items that are measured in terms of historical cost in a foreign currency are translated using the exchange rates at the dates of the initial transaction. Nonmonetary items measured at fair value in a foreign currency are translated using the exchange rates at the date when the fair value is determined. All differences are taken to "Other income (charges) - net" in the consolidated statement of income.

As at the end of the reporting period, the statement of financial position of associates (whose functional currency is other than the Philippine peso) is translated into the presentation currency of the Group (the Philippine peso) at the rate of exchange at the end of the reporting period and the



consolidated statement of income is translated at the monthly average exchange rates for the year. The exchange differences arising on the translation is recognized in OCI. Upon disposal of such associate, the component of OCI relating to that particular foreign operation will be recognized in the consolidated statement of income.

Current versus Noncurrent Classification

The Group presents assets and liabilities in the consolidated statement of financial position based on current/noncurrent classification. An asset is current when it is:

- Expected to be realized or intended to be sold or consumed in normal operating cycle;
- Held primarily for the purpose of trading;
- Expected to be realized within twelve months after the end of the reporting period; or
- Cash or cash equivalent unless restricted from being exchanged or used to settle a liability for at least twelve months after the end of the reporting period.

The Group classifies all other assets as noncurrent.

A liability is current when:

- It is expected to be settled in normal operating cycle;
- It is held primarily for the purpose of trading;
- It is due to be settled within twelve months after the end of the reporting period; or
- There is no unconditional right to defer the settlement of the liability for at least twelve months after the end of the reporting period.

The Group classifies all other liabilities as noncurrent.

Cash and Cash Equivalents

Cash includes cash on hand and with banks. Cash equivalents pertain to short-term cash investments that are made for varying periods of up to three (3) months depending on the immediate cash requirements of the Group and earn interest at the respective short-term cash investment rates.

Financial Instruments

Date of recognition

The Group recognizes a financial asset or a financial liability in the consolidated statement of financial position when it becomes a party to the contractual provisions of the instrument.

Purchases or sales of financial assets that require delivery of assets within the time frame established by regulation or convention in the marketplace (regular way trades) are recognized on the trade date (i.e., the date that the Group commits to purchase or sell the asset).

Initial Recognition, Classification and Measurement of Financial Instruments

The Group determines the classification of financial instruments at initial recognition and, where allowed and appropriate, re-evaluates this designation at every end of the reporting period.

All financial instruments are recognized initially at fair value. Directly attributable transaction costs are included in the initial measurement of all financial instruments, except for financial instruments measured at FVPL.



Financial Assets

Financial assets within the scope of PAS 39 are classified in the following categories: financial assets at FVPL, loans and receivables, held-to-maturity (HTM) investments, AFS financial assets, or as derivatives designated as hedging instruments in an effective hedge, as appropriate. The classification depends on the purpose for which the investments were acquired and whether they are quoted in an active market.

The Group's financial assets are in the nature of financial assets at FVPL, loans and receivables and AFS financial assets. The Group has no HTM investments and derivatives designated as hedging instruments in an effective hedge as at December 31, 2014 and 2013.

Financial Liabilities

Also under PAS 39, financial liabilities are classified into financial liabilities at FVPL, other financial liabilities or as derivatives designated as hedging instruments in an effective hedge, as appropriate.

Financial instruments are classified as liabilities or equity in accordance with the substance of the contractual arrangement. Interest, dividends, gains and losses relating to a financial instrument or a component that is a financial liability, are reported as expense or income. Distributions to holders of financial instruments classified as equity are charged directly to equity net of any related income tax.

The Group's financial liabilities are in the nature of other financial liabilities. The Group has no financial liabilities classified as at FVPL and derivatives designated as hedging instruments in an effective hedge as at December 31, 2014 and 2013.

Fair Value Measurement

The Group measures financial instruments, such as AFS financial assets and derivative financial instrument, at fair value at each end of the reporting period. Fair value is the price that would be received to sell an asset or paid to transfer a liability in an orderly transaction between market participants at the measurement date. The fair value measurement is based on the presumption that the transaction to sell the asset or transfer the liability takes place either:

- In the principal market for the asset or liability; or
- In the absence of a principal market, in the most advantageous market for the asset or liability.

The principal or the most advantageous market must be accessible to the Group. The fair value of an asset or a liability is measured using the assumptions that market participants would use when pricing the asset or liability, assuming that market participants act in their economic best interest.

The Group uses valuation techniques that are appropriate in the circumstances and for which sufficient data are available to measure fair value, maximizing the use of relevant observable inputs and minimizing the use of unobservable inputs.

All assets and liabilities for which fair value is measured or disclosed in the consolidated financial statements are categorized within the fair value hierarchy, described as follows, based on the lowest-level input that is significant to the fair value measurement as a whole:

- Level 1 - Quoted (unadjusted) market prices in active markets for identical assets or liabilities;
- Level 2 - Valuation techniques for which the lowest-level input that is significant to the fair value measurement is directly or indirectly observable; and
- Level 3 - Valuation techniques for which the lowest-level input that is significant to the fair value measurement is unobservable.



For assets and liabilities that are recognized in the consolidated financial statements on a recurring basis, the Group determines whether transfers have occurred between Levels in the hierarchy by re-assessing categorization (based on the lowest level input that is significant to the fair value measurement as a whole) at each end of the reporting period.

The fair value of financial instruments that are actively traded in organized financial markets is determined by reference to quoted market close prices at the close of business on the end of the reporting period.

For financial instruments where there is no active market, fair value is determined using valuation techniques. Such techniques include comparison to similar investments for which market observable prices exist and discounted cash flow analysis or other valuation models.

For the purpose of fair value disclosures, the Group has determined classes of assets and liabilities on the basis of the nature, characteristics and risks of the asset or liability and the level of the fair value hierarchy as explained above.

“Day 1” Difference

Where the transaction price in a non-active market is different from the fair value based on other observable current market transactions in the same instrument or based on a valuation technique whose variable include only data from observable market, the Group recognizes the difference between the transaction price and fair value (a “Day 1” difference) in the consolidated statement of income unless it qualifies for recognition as some other type of asset. In cases where use is made of data which is not observable, the difference between the transaction price and model value is only recognized in the consolidated statement of income when the inputs become observable or when the instrument is derecognized. For each transaction, the Group determines the appropriate method of recognizing the “Day 1” difference amount.

Subsequent Measurement

The subsequent measurement of financial instruments depends on their classification as follows:

Financial Assets at FVPL

A financial asset is classified in this category if it is acquired principally for the purpose of selling or repurchasing in the near term or upon initial recognition, it is designated by management as at FVPL. A financial asset at FVPL is designated by management on initial recognition as at FVPL if the following criteria are met: (i) the designation eliminates or significantly reduces the inconsistent treatment that would otherwise arise from measuring the assets or recognizing gains or losses on them on a different basis; or (ii) the assets and liabilities are part of a group of financial assets, financial liabilities or both, which are managed and their performances are evaluated on a fair value basis in accordance with a documented risk management or investment strategy; or (iii) the financial instrument contains an embedded derivative that would need to be separately recorded. Derivatives, including separated embedded derivatives, are also categorized as held at FVPL, except those derivatives designated and considered as effective hedging instruments.

As at December 31, 2014, the Group recognized bifurcated derivative asset arising from its convertible loan with Emerging Power, Inc. (EPI) as financial asset at FVPL (see Note 31).



Loans and Receivables

Loans and receivables are non-derivative financial assets with fixed or determinable payments that are not quoted in an active market. They are not entered into with the intention of immediate or short-term resale and are not classified as “Financial assets held for trading”, designated as “AFS financial assets” or “Financial assets designated at FVPL”. After initial measurement, loans and receivables are subsequently measured at amortized cost using the effective interest rate (EIR) method, less any allowance for impairment. Amortized cost is calculated by taking into account any discount or premium on acquisition and fee or costs that are an integral part of the EIR. The amortization and losses arising from impairment are included in “Finance expenses” in the consolidated statement of income. Gains and losses are recognized in the consolidated statement of income when the loans are derecognized or impaired as well as through the amortization process.

Loans and receivables are included in current assets if maturity is within twelve (12) months from the end of the reporting period or within the Group’s normal operating cycle, whichever is longer. Otherwise, these are classified as noncurrent assets.

The Group’s loans and receivables include “Cash and cash equivalents”, “Trade and other receivables”, short-term cash investment which is under “Prepayments and other current assets”, and cash held in escrow, mine rehabilitation fund (MRF), Social Development Management Program (SDMP) fund and long-term negotiable instrument which are included under “Other noncurrent assets” (see Notes 4, 5, 8 and 13).

AFS Financial Assets

AFS financial assets are those which are designated as such or do not qualify to be classified or designated at FVPL, HTM investments or loans and receivables.

Financial assets may be designated at initial recognition as AFS financial assets if they are purchased and held indefinitely, and may be sold in response to liquidity requirements or changes in market conditions.

AFS financial assets are included in current assets if it is expected to be realized or disposed of within twelve (12) months from the end of the reporting period. Otherwise, these are classified as noncurrent assets.

When the security is disposed of, the cumulative gain or loss previously recognized in equity is recognized in the consolidated statement of income. Where the Group holds more than one (1) investment in the same security, these are deemed to be disposed of on a first-in, first-out basis. Interest earned on holding AFS financial assets are reported as “Interest income” using the EIR. Dividends earned on holding AFS financial assets are recognized in the consolidated statement of income when the right of payment has been established. The losses arising from impairment of such investments are recognized in the consolidated statement of income.

The Group’s investments in debt and equity securities are classified under this category (see Note 7).

Other Financial Liabilities

This category pertains to financial liabilities that are not held for trading, not derivatives, or not designated as at FVPL upon the inception of the liability. After initial recognition, other financial liabilities are subsequently measured at amortized cost using the EIR method. Gains and losses are recognized in the consolidated statement of income when the liabilities are derecognized as well as through the EIR amortization process.



Amortized cost is calculated by taking into account any issue cost, and any discount or premium on settlement. The EIR amortization is included under “Finance income” in the consolidated statement of income.

This accounting policy applies primarily to the Group’s trade and other payables, long-term debt and other obligations that meet the above definition (other than liabilities that are covered by other accounting standards, such as income tax payable and pension; see Notes 14 and 15).

Offsetting of Financial Instruments

Financial assets and financial liabilities are only offset and the net amount is reported in the consolidated statement of financial position when there is a legally enforceable right to set off the recognized amounts and the Group intends to either settle on a net basis, or to realize the asset and the liability simultaneously. This is not generally the case with master netting agreements, and the related assets and liabilities are presented at gross amounts in the consolidated statement of financial position.

Impairment of Financial Assets

The Group assesses at each end of the reporting period whether there is any objective evidence that a financial asset or a group of financial assets is impaired. A financial asset or a group of financial assets is deemed to be impaired if, and only if, there is objective evidence of impairment as a result of one or more events that has occurred after the initial recognition of the asset (an incurred “loss event”) and that loss event has an impact on the estimated future cash flows of the financial asset or the group of financial assets that can be reliably estimated. Evidence of impairment may include indications that the debtors or a group of debtors is experiencing significant financial difficulty, default or delinquency in interest or principal payments, the probability that they will enter bankruptcy or other financial reorganization and where observable data indicate that there is a measurable decrease in the estimated future cash flows, such as changes in arrears or economic conditions that correlate with defaults.

Loans and Receivables

For financial assets carried at amortized cost, the Group first assesses individually whether objective evidence of impairment exists individually for financial assets that are individually significant, or collectively for financial assets that are not individually significant. If the Group determines that no objective evidence of impairment exists for an individually assessed financial asset, whether significant or not, it includes the asset in a group of financial assets with similar credit risk characteristics and collectively assesses them for impairment. Assets that are individually assessed for impairment and for which an impairment loss is, or continues to be, recognized are not included in a collective assessment of impairment.

If there is objective evidence that an impairment loss was incurred, the amount of the loss is measured as the difference between the asset’s carrying amount and the present value of estimated future cash flows (excluding future expected credit losses that have not yet been incurred). The present value of the estimated future cash flows is discounted at the financial assets’ original EIR. If a loan has a variable interest rate, the discount rate for measuring any impairment loss is the current EIR.

The carrying amount of the assets is reduced through the use of an allowance account and the amount of loss is recognized in the consolidated statement of income. Interest income continues to be accrued on the reduced carrying amount and is accrued using the rate of interest used to discount the future cash flows for the purpose of measuring the impairment loss. The interest income is recorded as part of “Finance income” in the consolidated statement of income. Loans,



together with the associated allowance, are written-off when there is no realistic prospect of future recovery and all collateral has been realized or has been transferred to the Group.

If, in a subsequent year, the amount of the estimated impairment loss decreases because of an event occurring after the impairment loss was recognized, the previously recognized impairment loss is increased or reduced by adjusting the allowance account. Any subsequent reversal of an impairment loss is recognized in the consolidated statement of income, to the extent that the carrying value of the asset does not exceed its amortized cost at the reversal date.

AFS Financial Assets

For AFS financial assets, the Group assesses at each end of the reporting period whether there is objective evidence that a financial asset or group of financial assets is impaired.

In the case of equity investments classified as AFS financial assets, objective evidence would include a significant or prolonged decline in the fair value of the investments below its cost. The determination of what is “significant” or “prolonged” requires judgment. “Significant” is to be evaluated against the original cost of the investment and “prolonged” against the period in which the fair value has been below its original cost. Where there is evidence of impairment, the cumulative loss - measured as the difference between the acquisition cost and the current fair value, less any impairment loss on that financial asset previously recognized as OCI - is removed from equity and recognized in the consolidated statement of income.

Impairment losses on equity investments are not reversed through the consolidated statement of income while increases in fair value after impairment are recognized directly in equity through the consolidated statement of comprehensive income.

In the case of debt instruments classified as AFS financial assets, impairment is assessed based on the same criteria as financial assets carried at amortized cost. However, the amount recorded for impairment is the cumulative loss measured as the difference between the amortized cost and the current fair value, less any impairment loss on that investment previously recognized in the consolidated statement of income.

Future interest income continues to be accrued based on the reduced carrying amount of the asset, using the rate of interest used to discount the future cash flows for the purpose of measuring the impairment loss. The interest income is recorded as part of “Finance income” in the consolidated statement of income. If, in the subsequent year, the fair value of a debt instrument increases and the increase can be objectively related to an event occurring after the impairment loss was recognized through the consolidated statement of income, the impairment loss is reversed through the consolidated statement of income.

If there is objective evidence that an impairment loss in unquoted equity instrument for AFS financial assets carried at cost, such as unquoted equity instrument that is not carried at fair value because its fair value cannot be reliably measured, the amount of the loss is measured as the difference between the asset’s carrying amount and the present value of estimated future cash flows discounted at the current market rate of return for a similar financial asset. Objective evidence of impairment includes, but is not limited to, significant financial difficulty of the issuer or obligor and it becoming probable that the borrower will enter bankruptcy or other financial reorganization.



Derecognition of Financial Instruments

Financial Assets

A financial asset (or, where applicable a part of a financial asset or part of a group of similar financial assets) is derecognized when:

- The rights to receive cash flows from the asset have expired;
- The Group retains the right to receive cash flows from the asset, but has assumed an obligation to pay them in full without material delay to a third party under a “pass-through” arrangement; or
- The Group has transferred its rights to receive cash flows from the asset and either: (a) has transferred substantially all the risks and rewards of the asset; or (b) has neither transferred nor retained substantially all the risks and rewards of the asset, but has transferred control of the asset.

Where the Group has transferred its rights to receive cash flows from an asset or has entered into a pass-through arrangement and has neither transferred nor retained substantially all the risks and rewards of the asset nor transferred control of the asset, the asset is recognized to the extent of the Group’s continuing involvement in the asset. Continuing involvement that takes the form of a guarantee over the transferred asset is measured at the lower of the original carrying amount of the asset and the maximum amount of consideration that the Group could be required to repay. In such case, the Group also recognizes an associated liability. The transferred asset and the associated liability are measured on a basis that reflects the rights and obligations that the Group has retained.

Financial Liabilities

A financial liability is derecognized when the obligation under the liability is discharged, cancelled or has expired.

Where an existing financial liability is replaced by another from the same lender on substantially different terms, or the terms of an existing liability are substantially modified, such an exchange or modification is treated as a derecognition of the original liability and the recognition of a new liability, and the difference in the respective carrying amounts of a financial liability extinguished or transferred to another party and the consideration paid, including any non-cash assets transferred or liabilities assumed, is recognized in the consolidated statement of income.

Derivatives

Derivative financial instruments are initially recognized at fair value on the date on which a derivative contract is entered into and are subsequently remeasured at fair value. Derivatives are carried as assets when the fair value is positive and as liabilities when the fair value is negative. Derivatives are accounted for at FVPL, where any gains or losses arising from changes in fair value on derivatives are taken directly to net consolidated profit or loss for the year, unless the transaction is designated as effective hedging instrument.

Embedded Derivatives

An embedded derivative is separated from the host financial or nonfinancial contract and accounted for as a derivative if all of the following conditions are met:

- The economic characteristics and risks of the embedded derivative are not closely related to the economic characteristic of the host contract;
- A separate instrument with the same terms as the embedded derivative would meet the definition of a derivative; and
- The hybrid or combined instrument is not recognized at FVPL.



The Group assesses whether embedded derivatives are required to be separated from host contracts when the Group first becomes a party to the contract. Reassessment only occurs if there is change in the terms of the contract that significantly modifies the cash flows that would otherwise be required. Embedded derivatives that are bifurcated from the host contracts are accounted for either as financial assets or financial liabilities at FVPL. Changes in fair values are included in consolidated profit or loss.

After initial recognition, the Group measures the derivative assets at their fair values, without any deduction for transaction costs it may incur on sale or other disposal, except for the investments in equity instruments that do not have a quoted price in an active market and whose fair value cannot be reliably measured and derivatives that are linked to and must be settled by delivery of such equity instruments, which shall be measured at cost.

Inventories

Inventories, excluding the long-term stockpile inventory, are valued at the lower of cost and NRV. Cost is determined by the average production cost during the year for beneficiated nickel and limestone ore exceeding a determined cut-off grade. The NRV of beneficiated nickel and limestone ore inventories is the estimated selling price in the ordinary course of business, less the estimated costs of completion and the estimated costs necessary to make the sale. Periodic ore inventory survey is performed to determine the volume of ore inventory.

For materials and supplies, cost is determined using the moving average method and composed of purchase price, transport, handling and other costs directly attributable to its acquisition. The NRV of materials and supplies is the current replacement cost. Any provision for inventory losses is determined by reference to specific items of stock. A regular review is undertaken to determine the extent of any provision or obsolescence.

Long-term Stockpile Inventory

The long-term stockpile inventory of RTN is carried at the lower of cost and NRV. Cost is represented by the fair value of the long-term stockpile inventory related to the acquisition of the controlling interest in RTN in August 2006. The fair value was determined using the present value of the estimated cash flows, which RTN will derive from the sale of this inventory to CBNC under its Nickel Ore Supply Agreement with CBNC (see Note 31a). After initial recognition, the long-term stockpile inventory is subsequently charged to cost of sales based on actual tonnage delivered to CBNC. NRV of long-term stockpile inventory is the estimated selling price in the ordinary course of business less the estimated costs necessary to make the sale.

Prepayments and Other Current Assets

Prepayments and other current assets include short-term cash investment, input tax, tax credit certificates, derivative asset, advances and deposits and various prepayments which the Group's expects to realize or consume the assets within twelve (12) months after the end of the reporting period.

Value-Added Tax (VAT)

Input VAT represents VAT imposed on the Group by its suppliers and contractors for the acquisition of goods and services required under Philippine taxation laws and regulations and is included under "Prepayments and other current assets", which can be recovered as tax credit against future tax liability of the Group. "Output VAT" represents indirect taxes passed on by the Group resulting from sale of good and services and other income, as applicable, and as required under Philippine taxation laws and regulations. Input VAT on capitalized assets subject to amortization and any excess which (1) may be utilized against output VAT, if any, beyond twelve (12) months from the end of the reporting period or (2) are being claimed for refund or as tax



credits with the Court of Tax Appeals which are presented as part of “Other noncurrent assets” in the consolidated statement of financial position. Input VAT is stated at its estimated NRV.

Property and Equipment

Except for land, property and equipment is stated at cost, excluding the costs of day-to-day servicing, less accumulated depreciation, amortization and depletion and accumulated impairment loss. Such cost includes the cost of replacing part of such property and equipment when that cost is incurred if the recognition criteria are met. When each major inspection is performed, its cost is recognized in the carrying amount of the property and equipment as a replacement if the recognition criteria are satisfied. Land is stated at cost less any impairment in value.

Depreciation and amortization are computed on the straight-line basis over the following estimated useful lives of the assets:

<u>Category</u>	<u>Number of Years</u>
Land improvements	5
Machinery and equipment	2-15
Buildings and improvements	2-25

Mining properties and development costs include the capitalized cost of mine rehabilitation and decommissioning and other development cost necessary to prepare the area for operations. Depletion of mining properties and development costs is calculated using the unit-of-production method based on the estimated economically recoverable reserves to which they relate to or are written-off if the property is abandoned. Development costs are depreciated using the straight-line method over the estimated useful life of the asset of twenty (20) years to thirty (30) years.

Construction in-progress represents work under construction and is stated at cost. Construction in-progress is not depreciated until such time that the relevant assets are completed and available for use.

Depreciation, amortization and depletion of property and equipment, except land, begins when it becomes available for use, i.e., when it is in the location and condition necessary for it to be capable of operating in the manner intended by management, or in case of mining properties, from start of commercial operations upon extraction of ore reserves. Depreciation, amortization and depletion ceases when the assets are fully depreciated, amortized or depleted, or at the earlier of the date that the item is classified as held for sale (or included in the disposal group that is classified as held for sale) in accordance with PFRS 5, *Noncurrent Assets Held for Sale and Discontinued Operations*, and the date the item is derecognized.

The assets’ estimated recoverable reserves, residual values, useful lives and depreciation, amortization and depletion methods are reviewed periodically to ensure that the estimated recoverable reserves, residual values, periods and methods of depreciation, amortization and depletion are consistent with the expected pattern of economic benefits from items of property and equipment. These are reviewed and adjusted, if appropriate, at each end of the reporting period. If there is an indication that there has been a significant change in depreciation, amortization and depletion rate, useful life or residual value of an asset, the depreciation, amortization and depletion of that asset is revised prospectively to reflect the new expectations.

The carrying values of property and equipment are reviewed for impairment when events or changes in circumstances indicate that the carrying value may not be recoverable.



An item of property and equipment is derecognized upon disposal or when no future economic benefits are expected from its use or disposal. Any gain or loss arising on derecognition of the asset (calculated as the difference between the net disposal proceeds and the carrying amount of the asset) is included in the consolidated statement of income in the year the asset is derecognized.

The asset revaluation surplus which arose from the acquisition of the controlling interest in RTN in August 2006, relates to the land, machinery and equipment, and building improvements. The related and applicable depreciation on these assets is transferred periodically to retained earnings.

Fully depreciated assets are retained in the accounts until they are no longer in use and no further depreciation is charged to current operations.

Borrowing Cost

Borrowing costs are generally expensed as incurred. Interest on borrowed funds used to finance the construction of the asset to the extent incurred during the period of construction is capitalized as part of the cost of the asset. The capitalization of the borrowing cost as part of the cost of the asset: (a) commences when the expenditures and borrowing costs are being incurred during the construction and related activities necessary to prepare the asset for its intended use are in progress; and (b) ceases when substantially all the activities necessary to prepare the asset for its intended use are complete. Capitalized borrowing costs are based on the applicable borrowing rate agreed in the agreement.

Investment Properties

Investment property, which pertains to land, is measured at cost, including transaction costs. The carrying amount includes the cost of replacing part of an existing investment property at the time that cost is incurred if the recognition criteria are met and excludes the costs of day-to-day servicing of an investment property. Subsequent to initial recognition, investment property is carried at cost less any accumulated impairment losses.

Investment property is derecognized when either they have been disposed of or when the investment property is permanently withdrawn from use and no future economic benefit is expected from its disposal. Any gains or losses on the retirement or disposal of an investment property are recognized in the consolidated statement of income in the year of retirement or disposal.

Under the cost model, transfers between investment property and owner-occupied property do not change the carrying amount of the property transferred and they do not change the cost of that property for measurement or disclosure purposes.

Investments in Associates

Associates are entities over which the Group is able to exert significant influence. Significant influence is the power to participate in the financial and reporting policy decisions of the investee, but has no control or joint control over those policies. The consideration made in determining significant influence is similar to those necessary to determine control activities. The Group's investments in associates are accounted for using the equity method, less any impairment in value, in the consolidated statement of financial position.

The consolidated statement of income reflects the Group's share of the results of operations of the associates. When there has been a change recognized directly in the equity of the associate, the Group recognizes its share of any changes, when applicable, in the consolidated statement of changes in equity. Unrealized gains and losses resulting from transactions between the Group and the associates are eliminated to the extent of the interest in the associate. The aggregate of the



Group's share in profit or loss of an associate is shown in the consolidated statement of income outside operating profit and represents profit or loss after tax and NCI in the subsidiaries of the associate.

The financial statements of the associates are prepared for the same reporting period and using uniform accounting policies as the Group. When necessary, adjustments are made to bring the accounting policies of the associates in line with those of the Group.

Other Noncurrent Assets

Other noncurrent assets of the Group include input tax, advances and deposits, cash held in escrow, deferred mine exploration costs, MRF, SDMP fund, long-term negotiable instrument, pension asset and other deposits. Aside from cash held in escrow, MRF and SDMP fund which are restricted as to withdrawal for specified purpose, these are classified as noncurrent since the Group expects to utilize the assets beyond twelve (12) months from the end of the reporting period.

Deferred Mine Exploration Costs and Mining Rights

Expenditures for the acquisition of property rights are capitalized. Expenditures for mine exploration work prior to drilling are charged to operations. When it has been established that a mineral deposit is commercially mineable and a decision has been made to formulate a mining plan (which occurs upon completion of a positive economic analysis of the mineral deposit), costs subsequently incurred to develop a mine on the property prior to the start of mining operations are capitalized. Upon the start of commercial operations, such costs are transferred to property and equipment. Capitalized amounts may be written down if future cash flows, including potential sales proceeds related to the property, are projected to be less than the carrying value of the property. If no mineable ore body is discovered, capitalized acquisition costs are expensed in the period in which it is determined that the mineral property has no future economic value.

Costs incurred during the start-up phase of a mine are expensed as incurred. Ongoing mining expenditures on producing properties are charged against earnings as incurred. Major development expenditures incurred to expose the ore, increase production or extend the life of an existing mine are capitalized.

Deferred Stripping Costs

Stripping costs incurred in the development of a mine before production commences are capitalized as part of the cost of constructing the mine which are amortized subsequently. Where a mine operates several open pit that are regarded as separate operations for the purpose of mine planning, stripping costs are accounted for separately by reference to the ore from each separate pit. If, however, the pits are highly integrated for the purpose of the mine planning, the second and subsequent pits are regarded as extensions of the first pit in accounting for stripping costs. In such cases, the initial stripping (i.e., overburden and other waste removal) of the second and subsequent pits is considered to be production phase stripping relating to the combined operation.

For stripping costs incurred subsequently during the production stage of the operation, the stripping activity cost is accounted as part of the cost of inventory if the benefit from the stripping activity will be realized in the current period. When the benefit is the improved access to ore, the Group shall recognize these costs as stripping activity assets. The stripping activity asset is accounted for as an addition to, or as an enhancement of, an existing asset. After initial recognition, the deferred stripping cost is carried at its cost less depreciation or amortization and less impairment losses.



Other Nonfinancial Assets

The Group provides allowance for impairment losses on other nonfinancial assets when they can no longer be realized. The amount and timing of recorded expenses for any period would differ if the Group made different judgments or utilized different estimates. An increase in allowance for impairment losses would increase recorded expenses and decrease other nonfinancial assets.

Impairment of Nonfinancial Assets

Inventories and Long-term Stockpile Inventory

The Group determines the NRV of inventories and long-term stockpile inventory at each end of the reporting period. If the cost of the inventories and long-term stockpile inventory exceeds its NRV, the asset is written down to its NRV and impairment loss is recognized in the consolidated statement of income in the year the impairment is incurred. In the case when NRV of the inventories and long-term stockpile inventory increased subsequently, the NRV will increase the carrying amounts of inventories but only to the extent of their original acquisition costs.

Property and Equipment, Investment Properties, Nonfinancial Prepayments and Other Current and Noncurrent Assets

The Group assesses, at each end of the reporting period, whether there is an indication that an asset may be impaired. Assets are reviewed for impairment whenever events or changes in circumstances indicate that the carrying amount of an asset may not be recoverable. If any such indication exists and where the carrying amount of an asset exceeds its recoverable amount, the asset or CGU is written down to its recoverable amount. An asset's recoverable amount is the higher of an asset's or CGU's fair value less costs to sell and its value in use and is determined for an individual asset, unless the asset does not generate cash inflows that are largely independent of those from other assets or groups of assets.

Where the carrying amount of an asset or CGU exceeds its recoverable amount, the asset is considered impaired and is written down to its recoverable amount. The fair value less costs to sell is the price that would be received to sell an asset or paid to transfer a liability in an orderly transaction between market participants at the measurement date less the costs of disposal, while value in use is the present value of estimated future cash flows expected to arise from the continuing use of an asset and from its disposal at the end of its useful life. These calculations are corroborated by valuation multiples or other available fair value indicators. Impairment losses are recognized in the consolidated statement of income.

Recovery of impairment losses recognized in prior years is recorded when there is an indication that the impairment losses recognized for the asset no longer exist or have decreased. The recovery is recorded in profit or loss. However, the increased carrying amount of an asset due to a recovery of an impairment loss is recognized to the extent it does not exceed the carrying amount that would have been determined (net of depreciation, amortization and depletion) had no impairment loss been recognized for that asset in prior years.

Investments in Associates

After application of the equity method, the Group determines whether it is necessary to recognize an impairment loss on its investments in associates. At each end of the reporting period, the Group determines whether there is objective evidence that the investments in associates are impaired. If there is such evidence, the Group calculates the amount of impairment as the difference between the recoverable amount of the associate and its carrying value, and then recognizes the amount in the consolidated statement of income.



Upon loss of significant influence over the associate, the Group measures and recognizes any retained investment at its fair value. Any difference between the carrying amount of the associate upon loss of significant influence and the fair value of the retained investment and proceeds from disposal is recognized in the consolidated statement of income.

Deferred Mine Exploration Costs

An impairment review is performed, either individually or at the CGU level, when there are indicators that the carrying amount of the assets may exceed their recoverable amounts. To the extent that this occurs, the excess is fully provided against, in the reporting period in which this is determined.

Deferred mine exploration costs are reassessed on a regular basis and these costs are carried forward provided that at least one of the following conditions is met:

- Such costs are expected to be recouped in full through successful development and exploration of the area of interest or alternatively, by its sale; or
- Exploration and evaluation activities in the area of interest have not yet reached a stage which permits a reasonable assessment of the existence or otherwise of economically recoverable reserves, and active and significant operations in relation to the area are continuing, or planned for the future.

Deferred Income

Deferred income is advance payments received during one (1) accounting period but earned and shown in the consolidated statement of income in the year when it can be matched with the period in which it is realized as income.

Provisions

General

Provisions are recognized when the Group has a present obligation (legal or constructive) as a result of a past event, it is probable that an outflow of resources embodying economic benefits will be required to settle the obligation and a reliable estimate can be made of the amount of the obligation. The expense relating to any provision is presented in the consolidated statement of income, net of any reimbursement. If the effect of the time value of money is material, provisions are discounted using a current pre-tax rate that reflects, where appropriate, the risks specific to the liability. Where discounting is used, the increase in the provision due to the passage of time is recognized as part of "Finance expense" in the consolidated statement of income.

Provision for Mine Rehabilitation and Decommissioning

The Group records the present value of estimated costs of legal and constructive obligations required to restore operating locations in the period in which the obligation is incurred. The nature of these restoration activities includes dismantling and removing structures, rehabilitating mines and tailings dams, dismantling operating facilities, closure of plant and waste sites, and restoration, reclamation and re-vegetation of affected areas. The obligation generally arises when the asset is installed or the ground/environment is disturbed at the production location. When the liability is initially recognized, the present value of the estimated cost is capitalized by increasing the carrying amount of the related mining assets. Over time, the discounted liability is increased for the change in present value based on the discount rates that reflect current market assessments and the risks specific to the liability.

The periodic unwinding of the discount is recognized in the consolidated statement of income as "Finance expense". Additional disturbances or changes in rehabilitation costs will be recognized as additions or charges to the corresponding assets and provision for mine rehabilitation and decommissioning when they occur. When rehabilitation is conducted systematically over the life



of the operation, rather than at the time of closure, provision is made for the estimated outstanding continuous rehabilitation work at each end of the reporting period and the cost is charged to consolidated statement of income.

The ultimate cost of mine rehabilitation and decommissioning is uncertain and cost estimates can vary in response to many factors including changes to the relevant legal requirements, the emergence of new restoration techniques or experience. The expected timing of expenditure can also change, for example in response to changes in ore reserves or production rates. As a result, there could be significant adjustments to the provision for mine rehabilitation and decommissioning, which would affect future financial results. For closed sites, changes to estimated costs are recognized immediately in the consolidated statement of income.

MRF committed for use in satisfying environmental obligations are included within “Other noncurrent assets” in the consolidated statement of financial position.

OCI

OCI comprises items of income and expense (including items previously presented under the consolidated statement of changes in equity) that are not recognized in the consolidated statement of income for the year in accordance with PFRS.

Capital Stock

Common shares are classified as equity and are measured at par value for all shares issued and outstanding.

Preferred shares are classified as equity if it is non-redeemable, or redeemable only at the Parent Company’s option, and any dividends are discretionary. Dividends thereon are recognized as distributions within equity upon approval by the Parent Company’s BOD. Preferred shares are classified as a liability if it is redeemable on a specific date or at the option of the shareholders, or if dividend payments are not discretionary. Dividends thereon are recognized under “Retained earnings” in the consolidated statement of financial position.

Incremental costs directly attributable to the issue of new shares or options are shown in equity as a deduction from proceeds. The excess of proceeds from issuance of shares over the par value of shares are credited to additional paid-in capital.

Retained Earnings

Retained earnings represent the cumulative balance of periodic net income or loss, dividends, prior period adjustments, effect of changes in accounting policies in accordance with PAS 8, *Accounting Policies, Changes in Accounting Estimates and Errors* and other capital adjustments.

Dividends are recognized as a liability and deducted from equity when they are approved or declared by the BOD and/or stockholders. Dividends for the period that are approved after the end of the reporting period are dealt with as an event after the reporting period.

Share-based Payment Transactions

The executives of the Group receive remuneration in the form of share-based payments, whereby employees render services as consideration for equity instruments (equity-settled transactions).

The cost of equity-settled transaction is determined by the fair value at the date when the grant is made using the Black Sholes-Merton model. The cost of equity-settled transaction is recognized, together with a corresponding increase in equity, over the period in which the service conditions are fulfilled ending on the date on which the relevant employees become fully entitled to the



award (“the Vesting Date”). The cumulative expense recognized for equity-settled transactions at the end of each reporting period until the Vesting Date reflects the extent to which the vesting period has expired and the Parent Company’s best estimate of the number of equity instruments that will ultimately vest.

The charge or credit for a period in the consolidated statement of income represents the movement in cumulative expense recognized as at the beginning and end of that period and are recognized in personnel costs.

No expense is recognized for awards that do not ultimately vest.

Where the terms of an equity-settled transaction award are modified, the minimum expense recognized is the expense as if the terms had not been modified, if the original terms of the award are met. An additional expense is recognized for any modification that increases the total fair value of the share-based payment transaction, or is otherwise beneficial to the employee as measured at the date of modification.

Where an equity-settled award is cancelled, it is treated as if it vested on the date of cancellation, and any expense not yet recognized for the award is recognized immediately. However, if a new award is substituted for the cancelled award, and designated as a replacement award on the date that it is granted, the cancelled and new awards are treated as if they were a modification of the original award, as described in the previous paragraph.

The dilutive effect of outstanding options is reflected as additional share dilution in the computation of diluted EPS.

Basic/Diluted EPS

Basic EPS

Basic EPS amounts are calculated by dividing the net income attributable to ordinary equity holders of the Parent Company by the weighted average number of ordinary shares outstanding, after giving retroactive effect for any stock dividends, stock splits or reverse stock splits during the year.

Diluted EPS

Diluted EPS amounts are calculated by dividing the net income attributable to ordinary equity holders of the Parent Company by the weighted average number of ordinary shares outstanding, adjusted for any stock dividends declared during the year plus weighted average number of ordinary shares that would be issued on the conversion of all the dilutive ordinary shares into ordinary shares, excluding treasury shares.

Revenue Recognition

Revenue is recognized to the extent that it is probable that the economic benefits will flow to the Group and the revenue can be reliably measured. The following specific recognition criteria must also be met before revenue is recognized:

Sale of Beneficiated Nickel and Limestone Ore

Revenue is recognized when the significant risks and rewards of ownership of the goods have passed to the buyer, which in the case of deliveries other than to CBNC and THNC, coincides with the loading of the ores into the buyer’s vessel and the date of the bill of lading issued by the buyer’s shipping agent. In the case of deliveries to CBNC and THNC, this occurs at the time the ore passes into the ore preparation hopper of the respective plants. Under the terms of the arrangements with customers, the Group bills the remaining balance, generally at



ten percent (10%) to twenty percent (20%) of the ore shipped, based on the assay results agreed by both the Group and the customers. Where the assay results are not yet available as at the end of the reporting period, the Group accrues the remaining ten percent (10%) to twenty percent (20%) of the revenue based on the amount of the initial billing made.

Rendering of Services

Revenue from rendering of services consists of shipsiding activities, service fees, usage fees, drilling fees and materials handling fees are recognized when the services are rendered.

Interest

Revenue is recognized as interest accrues (using the EIR method that is the rate that exactly discounts estimated future cash receipts through the expected life of the financial instrument to the net carrying amount of the financial asset).

Dividend

Dividend income is recognized when the Group's right to receive payment is established.

Rental

Revenue is recognized based on a straight-line basis over the term of the lease agreement.

Despatch

Despatch pertains to the income earned when the shipment is loaded within the allowable laytime. Revenue is recognized when shipment loading is completed within the allowable laytime.

Other Income

Revenue is recognized in the consolidated statement of income as they are earned.

Cost and Expense Recognition

Cost and expenses are decreases in economic benefits during the end of the reporting period in the form of outflows or decrease of assets or incurrence of liabilities that result in decrease in equity, other than those relating to distributions to equity participants. Cost and expenses, finance expenses and other charges are generally recognized when the expense arises, incurred or accrued in the appropriate period.

Cost of Sales

Cost of sales is incurred in the normal course of business and is recognized when incurred. They comprise mainly of cost of goods sold, which are provided in the period when goods are delivered.

Cost of Services

Cost of services is incurred in the normal course of business and is provided in the period when the related service has been rendered.

Operating Expenses

Operating expenses consist of costs associated with the development and execution of marketing and promotional activities, costs of shipping and loading which are expenses incurred in connection with the distribution of ores, excise taxes and royalties due to the Government and to indigenous people, and expenses incurred in the direction and general administration of day-to-day operation of the Group. These are generally recognized when the expense arises.



Leases

Determination of Whether an Arrangement Contains a Lease

The determination of whether an arrangement is, or contains a lease is based on the substance of the arrangement and requires an assessment of whether the fulfillment of the arrangement is dependent on the use of a specific asset or assets and the arrangement conveys a right to use the asset.

A reassessment is made after inception of the lease only if one of the following applies:

- a) There is a change in contractual terms, other than a renewal or extension of the arrangement;
- b) A renewal option is exercised or extension granted, unless that term of the renewal or extension was initially included in the lease term;
- c) There is a change in the determination of whether fulfillment is dependent on a specified asset;
or
- d) There is a substantial change to the asset.

Where a reassessment is made, lease accounting shall commence or cease from the date when the change in circumstances gave rise to the reassessment for scenarios (a), (c) or (d) above, and at the date of renewal or extension period for scenario (b).

Group as a Lessee

Leases where the lessor retains substantially all the risks and benefits of ownership of the asset are classified as operating leases. Operating lease payments are amortized as expense in the consolidated statement of income on a straight-line basis over the lease term.

Group as a Lessor

Leases where the Group retains substantially all the risks and rewards of ownership of the asset are classified as operating leases. Initial direct costs incurred in negotiating an operating lease are added to the carrying amount of the leased asset and recognized over the lease term on the same basis as rental income.

Pension Costs

The net defined benefit liability or asset is the aggregate of the present value of the defined benefit obligation at the end of the reporting period reduced by the fair value of plan assets (if any), adjusted for any effect of limiting a net defined benefit asset to the asset ceiling. The asset ceiling is the present value of any economic benefits available in the form of refunds from the plan or reductions in future contributions to the plan.

The cost of providing benefits under the defined benefit plans is actuarially determined using the projected unit credit method. This method reflects service rendered by employees to the date of valuation and incorporates assumptions concerning the employees' projected salaries.

Defined benefit costs comprise the following:

- Service cost
- Net interest on the net defined benefit liability or asset
- Remeasurements of net defined benefit liability or asset

Service costs which include current service costs, past service costs and gains or losses on non-routine settlements are recognized as pension costs under "Personnel costs" in the consolidated statement of income. Past service costs are recognized when plan amendment or curtailment occurs. These amounts are calculated periodically by independent qualified actuaries.



Net interest on the net defined benefit liability or asset is the change during the period in the net defined benefit liability or asset that arises from the passage of time which is determined by applying the discount rate based on Government bonds to the net defined benefit liability or asset. Net interest on the net defined benefit liability or asset is recognized and included under “Finance expense” or “Finance income” in the consolidated statement of income.

Remeasurements comprising actuarial gains and losses, return on plan assets and any change in the effect of the asset ceiling (excluding net interest on defined benefit liability) are recognized immediately in the consolidated statement of comprehensive income in the period in which they arise. Remeasurements are not reclassified to consolidated statement of income in subsequent periods. Remeasurements recognized in the consolidated statement of comprehensive income after the initial adoption of Revised PAS 19 are closed to retained earnings.

Plan assets are assets that are held by a long-term employee benefit fund or qualifying insurance policies. Plan assets are not available to the creditors of the Group, nor can they be paid directly to the Group. Fair value of plan assets is based on market price information. When no market price is available, the fair value of plan assets is estimated by discounting expected future cash flows using a discount rate that reflects both the risk associated with the plan assets and the maturity or expected disposal date of those assets (or, if they have no maturity, the expected period until the settlement of the related obligations). If the fair value of the plan assets is higher than the present value of the defined benefit obligation, the measurement of the resulting defined benefit asset is limited to the present value of economic benefits available in the form of refunds from the plan or reductions in future contributions to the plan.

The Group’s right to be reimbursed of some or all of the expenditure required to settle a defined benefit obligation is recognized as a separate asset at fair value when and only when reimbursement is virtually certain.

Income Taxes

Current Income Tax

Current income tax assets and liabilities for the current and prior periods are measured at the amount expected to be recovered from or paid to the taxation authorities. The income tax rates and income tax laws used to compute the amount are those that are enacted or substantively enacted at the end of the reporting period. Management periodically evaluates positions taken in the tax returns with respect to situations in which applicable tax regulations are subject to interpretations and establishes provisions where appropriate.

Deferred Income Tax

Deferred income tax is provided using the balance sheet liability method on temporary differences at the end of the reporting period between the tax bases of assets and liabilities and their carrying amounts for financial reporting purposes.

Deferred income tax liabilities are recognized for all taxable temporary differences, except:

- Where the deferred income tax liability arises from the initial recognition of goodwill or of an asset or liability in a transaction that is not a business combination and, at the time of the transaction, affects neither the accounting profit nor taxable income or loss; and
- In respect of taxable temporary differences associated with investments in subsidiaries, associates and interests in joint ventures, where the timing of the reversal of the temporary differences can be controlled and it is probable that the temporary differences will not reverse in the foreseeable future.



Deferred income tax assets are recognized for all deductible temporary differences, carryforward benefits of unused tax credits and unused tax losses, to the extent that it is probable that sufficient taxable income will be available against which the deductible temporary differences, and the carryforward benefits of unused tax credits and unused tax losses can be utilized except:

- Where the deferred income tax asset relating to the deductible temporary difference arises from the initial recognition of an asset or liability in a transaction that is not a business combination and, at the time of the transaction, affects neither the accounting income nor taxable income or loss; and
- In respect of deductible temporary differences associated with investments in subsidiaries, associates and interests in joint ventures, deferred income tax assets are recognized only to the extent that it is probable that the temporary differences will reverse in the foreseeable future and taxable profit will be available against which the temporary differences can be utilized.

The carrying amount of deferred income tax assets is reviewed at each end of the reporting period and reduced to the extent that it is no longer probable that sufficient taxable income will be available to allow all or part of the deferred income tax asset to be utilized. Unrecognized deferred income tax assets are reassessed at the end of each reporting period and are recognized to the extent that it has become probable that future taxable profit will allow the deferred income tax asset to be recovered.

Deferred income tax assets and liabilities are measured at the tax rates that are expected to apply to the year when the asset is realized or the liability is settled, based on income tax rates (and income tax laws) that have been enacted or substantively enacted at the end of each reporting period.

Deferred income tax relating to items recognized outside consolidated statement of income is recognized outside consolidated statement of income. Deferred income tax items are recognized in correlation to the underlying transaction either in other income or directly in equity.

Deferred income tax assets and deferred income tax liabilities are offset, if a legally enforceable right exists to set off current tax assets against current tax liabilities and the deferred income taxes relate to the same taxable entity and the same taxation authority.

Business Segments

For management purposes, the Group is organized into operating segments (mining and services) according to the nature of the products and the services provided, with each segment representing a strategic business unit that offers different products and serves different markets. The segment locations are the basis upon which the Group reports its primary segment information for the mining segment. All of the segments operate and generate revenue only in the Philippines. Financial information on business segments is presented in Note 39.

Contingencies

Contingent liabilities are not recognized in the consolidated financial statements. These are disclosed in the notes to consolidated financial statements unless the possibility of an outflow of resources embodying economic benefits is remote. Contingent assets are not recognized in the consolidated financial statements but are disclosed when an inflow of economic benefits is probable.



Events after the End of the Reporting Period

Post year-end events that provide additional information about the Group's position at each end of the reporting period (adjusting events) are reflected in the consolidated financial statements. Post year-end events that are not adjusting events are disclosed in the notes to the consolidated financial statements when material.

3. Significant Accounting Judgments, Estimates and Assumptions

The consolidated financial statements prepared in accordance with PFRS requires management to make judgments, estimates and assumptions that affect the amounts reported in the consolidated financial statements and related notes. Future events may occur which will cause the assumptions used in arriving at the estimates to change. The effects of any change in estimates are reflected in the consolidated financial statements as they become reasonably determinable.

Judgments, estimates and assumptions are continually evaluated and are based on historical experience and other factors, including expectations of future events that are believed to be reasonable under the circumstances. However, actual outcome can differ from these estimates.

Judgments

In the process of applying the Group's accounting policies, management has made the following judgments, apart from those involving estimations, which has the most significant effect on the amounts recognized in the consolidated financial statements:

Determining Functional Currency

Based on the economic substance of the underlying circumstances relevant to the Group, the functional currency of the Group has been determined to be the Philippine peso. The functional currency is the currency of the primary economic environment in which the Group operates. It is the currency that mainly influences labor, material and other costs of providing goods and services.

Classifying Financial Instruments

The Group classifies a financial instrument, or its component parts, on initial recognition as a financial asset, a financial liability or an equity instrument in accordance with the substance of the contractual agreement and the definitions of a financial asset, a financial liability or an equity instrument. The substance of the financial instrument, rather than its legal form, governs its classification in the consolidated statement of financial position.

Assessing Whether an Agreement is a Finance or Operating Lease

Management assess at the inception of the lease whether an arrangement is a finance or operating lease based on who bears substantially all risk and benefits incidental to the ownership of the leased item. Leases, where management has determined that the risks and rewards related to the leased item are transferred to the lessee, are classified as finance leases. On the other hand, leases entered into by the Group, where management has determined that the risks and rewards of the leased item are retained with the lessors, are accounted for as operating leases. Based on management's assessment the Group has entered into operating leases.

Determining Operating Lease Commitments - Group as a Lessee

The Group has entered into commercial property and equipment leases where management has determined that the significant risks and rewards of ownership of the leased properties are retained with the lessors and are being leased as operating leases.



Determining Operating Lease Commitments - Group as a Lessor

The Group has entered into a property lease on its mine infrastructure and property and equipment leases where management has determined that it retains all the significant risks and rewards of ownership of the said properties which are being leased out on operating lease.

Assessing Production Start Date

The Group assesses the stage of each mine development project to determine when a mine moves into the production stage. The criteria used to assess the start date of a mine are determined based on the unique nature of each mine development project. The Group considers various relevant criteria to assess when the mine is substantially complete, ready for its intended use and moves into the production phase.

Some of the criteria include, but are not limited to the following:

- The level of capital expenditure compared to construction cost estimates;
- Completion of a reasonable period of testing of the property and equipment;
- Ability to produce ore in saleable form; and
- Ability to sustain ongoing production of ore.

When a mine development project moves into the production stage, the capitalization of certain mine construction costs ceases and costs are either regarded as inventory or expensed, except for capitalizable costs related to mining asset additions or improvements, mine development or mineable reserve development. It is also at this point that depreciation or depletion commences.

Reclassifying AFS Financial Asset to Investment in Associates

In March 2014, the Group reclassified its ten percent (10%) interest in CBNC from an AFS financial asset to an investment in associate. In accordance with the provisions of PAS 28 (2011), *Investments in Associates and Joint Ventures*, and due to the change in the nature of the Group's involvement in CBNC, the Group evaluates various factors and assessed that significant influence exists. The Group's ten percent (10%) interest in CBNC was reclassified as an investment in associate at the cost of ₱724.4 million.

Estimates and Assumptions

The key estimates and assumptions concerning the future and other key sources of estimation uncertainty as at the end of the reporting period, that have the most significant risk of causing a material adjustment to the carrying amounts of assets within the next financial year are as follows:

Estimating Allowance for Impairment Losses on Trade and Other Receivables

The Group evaluates specific accounts where the Group has information that certain customers are unable to meet their financial obligations. The Group assesses individually the receivables based on factors that affect its collectibility. Factors such as the Group's length of relationship with the customers, the customer's current credit status, and probability of insolvency and significant financial difficulties of customers are considered to ascertain the amount of allowances that will be recorded in the receivables account. These allowances are re-evaluated and adjusted as additional information is received.

In addition to specific allowance against individually significant loans and receivables, the Group also makes a collective impairment allowance against exposures which, although not specifically identified as requiring a specific allowance, have a greater risk of default than when originally granted. This collective allowance is based on any deterioration in the Group's assessment of the accounts since their inception. The Group's assessments take into consideration factors such as



any deterioration in country risk and industry, as well as identified structural weaknesses or deterioration in cash flows.

The carrying values of trade and other receivables amounted to ₱1,431.1 million and ₱839.4 million as at December 31, 2014 and 2013, respectively (net of allowance for impairment losses of ₱37.8 million and ₱38.9 million as at December 31, 2014 and 2013, respectively; see Note 5).

Estimating Beneficiated Nickel Ore and Limestone Ore Reserves

Ore reserves are estimates of the amount of ore that can be economically and legally extracted from the Group's mining properties. The Group estimates its ore reserves based on information compiled by appropriately qualified persons relating to the geological data on the size, depth and shape of the ore body, and requires complex geological judgments to interpret the data. The estimation of recoverable reserves is based upon factors such as estimates of foreign exchange rates, commodity prices, future capital requirements, and production costs along with geological assumptions and judgments made in estimating the size and grade of the ore body. Changes in the reserve or resource estimates may impact upon the carrying values of property and equipment, provision for mine rehabilitation and decommissioning, recognition of deferred income tax assets and depreciation and depletion charges.

The Group also makes estimates and assumptions regarding a number of economic and technical factors, such as production rates, grades, production and transport costs and prices. These economic and technical estimates and assumptions may change in the future in ways that affect the quality and quantity of the reserves. The Group reviews and updates estimates as required, but at least annually, to reflect actual production, new exploration data or developments and changes in other assumptions or parameters. These estimates will change from time to time to reflect mining activities, analyses of new engineering and geological data, changes in ore reserve and mineral resource holdings, modifications of mining plans or methods, changes in nickel or limestone prices or production costs and other factors.

Estimating Allowance for Inventory Losses

The Group maintains allowance for inventory losses at a level considered adequate to reflect the excess of cost of inventories over their NRV. NRV tests are performed at least annually and represent the estimated future sales price of the product based on prevailing spot metals prices at the end of the reporting period, less estimated costs to complete production and bring the product to sale. Stockpiles are measured by estimating the number of tonnes added and removed from the stockpile and the number of contained nickel ore ounces based on assay data. Stockpile tonnages are verified by periodic surveys. NRV test for materials and supplies is also performed annually and it represents the current replacement cost. Increase in the NRV of inventories will increase the cost of inventories but only to the extent of their original production costs.

As at December 31, 2014 and 2013, inventories carried at lower of cost and NRV amounted to ₱2,863.2 million and ₱2,044.5 million, respectively (net of allowance for inventory losses of ₱153.7 million and ₱374.3 million as at December 31, 2014 and 2013, respectively; see Note 6).

Estimating Recoverability of Long-term Stockpile Inventory

The determination of the Group's long-term stockpile inventory include among others, projected revenues and operating and delivering costs from the sale of the long-term stockpile. Actual results that differ from the Group's assumptions generally affect the Group's recognized expense. The long-term stockpile inventory is carried at the lower of cost and NRV. An allowance for inventory losses is recognized when the carrying value of the asset is not recoverable and exceeds



the NRV. Long-term stockpile inventory - net of current portion amounted to ₱812.8 million and ₱981.5 million as at December 31, 2014 and 2013, respectively (see Note 12).

Estimating Allowance for Impairment Losses on AFS Financial Assets

The Group treats AFS financial assets as impaired when there has been a significant or prolonged decline in the fair value below its cost or where other objective evidence of impairment exists. The determination of what is “Significant” or “Prolonged” requires judgment. The Group treats “Significant” generally as twenty percent (20%) or more of the original cost of investment, and “Prolonged” as greater than six (6) months. In addition, the Group evaluates other factors, including normal volatility in share price for quoted equities and the future cash flows and discount factors for unquoted equities in determining the amount to be impaired.

The Group treats unquoted AFS financial assets as impaired when there is objective evidence of impairment as a result of one (1) or more events or loss events and that loss event has an impact on the estimated future cash flows of the AFS financial assets. An objective evidence may include information about significant changes with an adverse effect that have taken place in the market, technological, economic or legal environment in which the investees operates, and indicates that the cost of the investment in the equity instruments may not be recovered.

No impairment loss was recognized on quoted and unquoted AFS financial assets in 2014 and 2013. The carrying values of AFS financial assets amounted to ₱2,804.4 million and ₱2,438.9 million as at December 31, 2014 and 2013, respectively (see Note 7).

Bifurcating and Valuing the Embedded Derivative on Convertible Loan with EPI

On August 22, 2014, the Parent Company and EPI executed a loan agreement amounting to ₱551.0 million which will be released in two (2) tranches. The Parent Company may convert the entire second (2nd) tranche loan into the shares of stock of EPI constituting fifty-five percent (55%) of the total issued and outstanding shares of the latter.

Management assesses that the equity conversion right is an embedded derivative which is required to be bifurcated from the loan agreement. The embedded derivative is accounted for either as financial assets or financial liabilities at FVPL except for investments in equity instruments that do not have a quoted price in an active market and whose fair value cannot be reliably measured and derivatives that are linked to and must be settled by delivery of such instruments, which shall be measured at cost. EPI is a private entity and has no stable source of income as at December 31, 2014. EPI will generate revenue only when one of its projects will be put into commercial operation. Because of the circumstances involving EPI, the fair value of the equity instrument cannot be reliably measured and thus management has assessed that the equity conversion right shall be bifurcated at cost upon drawdown, where cost would be the initial fair value of the conversion feature. The derivative asset as at December 31, 2014 and 2013 amounted to ₱5.5 million and nil, respectively (see Notes 8 and 31f).

Estimating Useful Lives of Property and Equipment except Land

The Group estimates the useful lives of property and equipment, except land, based on the period over which the assets are expected to be available for use. The estimated useful lives of property and equipment are reviewed periodically and are updated if expectations differ from previous estimates due to physical wear and tear, technical or commercial obsolescence and legal or other limits on the use of the assets. In addition, estimation of the useful lives of property and equipment is based on collective assessment of industry practice, internal technical evaluation and experience with similar assets. It is possible, however, that future results of operations could be materially affected by changes in estimates brought about by changes in factors mentioned above. The amounts and timing of recorded expenses for any period would be affected by changes in



these factors and circumstances. There is no change in the estimated useful lives of property and equipment in 2014 and 2013.

The carrying values of property and equipment, except land, as at December 31, 2014 and 2013 amounted to ₱6,344.7 million and ₱6,331.5 million, respectively (net of accumulated depreciation, amortization and depletion of ₱6,114.0 million and ₱5,048.0 million and accumulated impairment losses of ₱98.5 million and nil as at December 31, 2014 and 2013, respectively; see Note 9).

Estimating Allowance for Impairment Losses on Property and Equipment and Investment Properties

The Group assesses impairment on property and equipment and investment properties whenever events or changes in circumstances indicate that the carrying amount of an asset may not be recoverable.

The factors that the Group considers important which could trigger an impairment review include the following:

- Significant underperformance relative to expected historical or projected future operating results;
- Significant changes in the manner of use of the acquired assets or the strategy for overall business; and
- Significant negative industry or economic trends.

In determining the present value of estimated future cash flows expected to be generated from the continued use of the assets, the Group is required to make estimates and assumptions that can materially affect the consolidated financial statements.

These assets are reviewed for impairment whenever events or changes in circumstances indicate that the carrying amount may not be recoverable. An impairment loss would be recognized whenever evidence exists that the carrying value is not recoverable. For purposes of assessing impairment, assets are grouped at the lowest levels for which there are separately identifiable cash flows.

An impairment loss is recognized and charged to earnings if the discounted expected future cash flows are less than the carrying amount. Fair value is estimated by discounting the expected future cash flows using a discount factor that reflects the market rate for a term consistent with the period of expected cash flows. There was no impairment losses recognized for investment properties in 2014 and 2013. As at December 31, 2014 and 2013, the Group provided an allowance for impairment losses on property and equipment amounting to ₱98.5 million and nil, respectively (see Notes 9 and 29).

The carrying values of property and equipment amounted to ₱6,599.0 million and ₱6,585.8 million as at December 31, 2014 and 2013, respectively (see Note 9). On the other hand, the carrying values of investment properties amounted to ₱29.0 million as at December 31, 2014 and 2013 (see Note 10).

Estimating Allowance for Impairment Losses on Investments in Associates

Impairment review on investments in associates are performed when events or changes in circumstances indicate that the carrying value exceeds its fair value. Management has determined that there are no events or changes in circumstances in 2014 and 2013 that may indicate that the carrying value of investments in associates may not be recoverable.



No impairment loss was recognized on investments in associates in 2014 and 2013. The carrying values of the Group's investments in associates amounted to ₱5,304.0 million and ₱4,112.1 million as at December 31, 2014 and 2013, respectively (see Note 11).

Estimating Recoverability of Deferred Mine Exploration Costs

The application of the Group's accounting policy for deferred mine exploration costs requires judgment in determining whether it is likely that future economic benefits are certain, which may be based on assumptions about future events or circumstances. Estimates and assumptions made may change if new information becomes available. If, after mine explorations costs are capitalized, information becomes available suggesting that the recovery of expenditure is unlikely, the amount capitalized is written off in the consolidated statement of income in the period when the new information becomes available. An impairment loss is recognized when the carrying value of those assets is not recoverable and exceeds their fair value.

Deferred mine exploration costs, included in "Other noncurrent assets", as at December 31, 2014 and 2013 amounted to ₱63.6 million and ₱52.9 million, respectively (net of allowance for impairment losses of ₱145.7 million and ₱144.2 million as at December 31, 2014 and 2013, respectively; see Note 13).

Estimating Allowance for Impairment Losses on Nonfinancial Other Assets

The Group provides allowance for impairment losses on nonfinancial other assets when they can no longer be realized. The amounts and timing of recorded expenses for any period would differ if the Group made different judgments or utilized different estimates. An increase in allowance for impairment losses would increase recorded expenses and decrease other assets.

The carrying values of nonfinancial prepayments and other current assets amounted to ₱268.3 million and ₱225.4 million as at December 31, 2014 and 2013, respectively, while nonfinancial other noncurrent assets amounted to ₱819.4 million and ₱840.6 million as at December 31, 2014 and 2013, respectively (see Notes 8 and 13).

The allowance for impairment losses on the Group's nonfinancial prepayments and other current assets amounted to ₱0.5 million as at December 31, 2014 and 2013 (see Note 8). The allowance for impairment losses on the Group's nonfinancial other noncurrent assets as at December 31, 2014 and 2013 amounted to ₱145.7 million and ₱160.6 million, respectively (see Note 13).

Estimating Provision for Mine Rehabilitation and Decommissioning

The Group assesses its provision for mine rehabilitation and decommissioning annually. Significant estimates and assumptions are made in determining the provision for mine rehabilitation as there are numerous factors that will affect the provision. These factors include estimates of the extent and costs of rehabilitation activities, technological changes, regulatory changes, cost increases and changes in discount rates. Those uncertainties may result in future actual expenditure differing from the amounts currently provided.

The provision at the end of the reporting period represents management's best estimate of the present value of the future rehabilitation costs required. Changes to estimated future costs are recognized in the consolidated statement of financial position by adjusting the rehabilitation asset and liability. For closed sites, changes to estimated costs are recognized immediately in the consolidated statement of income.

Provision for mine rehabilitation and decommissioning amounted to ₱130.2 million and ₱130.9 million as at December 31, 2014 and 2013, respectively (see Note 16).



Determining Pension Benefits

The determination of the Group's obligation and costs for pension benefits is dependent on the selection of certain assumptions used by actuaries in calculating such amounts. Those assumptions, as described in Note 32, include among others, discount rates and future salary increase rates. In accordance with Revised PAS 19, actual results that differ from the Group's assumptions are accumulated and amortized over future periods and therefore, generally affect the recognized expense and recorded obligations in such future periods. While management believes that its assumptions are reasonable and appropriate, significant differences in actual experience or significant changes in the assumptions may materially affect the Group's pension liability.

As at December 31, 2014 and 2013, pension asset included under "Other noncurrent assets" account amounted to ₱6.1 million and nil, respectively (see Notes 13 and 32). Pension liability amounted to ₱231.3 million and ₱279.1 million as at December 31, 2014 and 2013, respectively (see Note 32).

Estimating Fair Value of Share-based Payment Transactions

The Parent Company's Executive Stock Option Plan (ESOP) grants qualified participants the right to purchase common shares of the Parent Company at a grant price. The ESOP recognizes the services received from the eligible employees and an equivalent adjustment to the equity account over the vesting period. The Parent Company measures the cost of equity-settled transactions with employees by reference to the fair value of the equity instruments at the date at which they are granted. Estimating fair value for share-based payment transactions requires determining the most appropriate valuation model, which is dependent on the terms and conditions of the grant. This estimate also requires determining the most appropriate inputs to the valuation model including the expected life of the share option, volatility and dividend yield. The assumptions and models used for estimating the fair value of share-based payment transactions are disclosed in Note 18.

While management believes that the estimates and assumptions used are reasonable and appropriate, significant differences in actual experience or significant changes in the estimates and assumptions may no longer affect the stock compensation costs charged to operations.

The cost of share-based payment plan recognized as expense in 2014, 2013 and 2012, with a corresponding charge to the equity account, amounted to ₱43.0 million, ₱10.4 million and ₱2.8 million, respectively. As at December 31, 2014 and 2013, the balance of the cost of share-based payment plan in the equity section of the consolidated statements of financial position amounted to ₱47.1 million and ₱49.5 million, respectively (see Note 18).

Assessing Recoverability of Deferred Income Tax Assets

The Group reviews the carrying amounts of deferred income tax assets at each end of the reporting period and reduces the amounts to the extent that it is no longer probable that sufficient future taxable income will be available to allow all or part of the deferred income tax assets to be utilized.

The Group has net deferred income tax assets amounting to ₱208.0 million and ₱344.4 million as at December 31, 2014 and 2013, respectively (see Note 33).

As at December 31, 2014 and 2013, the Group has temporary difference amounting to ₱96.1 million and ₱99.1 million, respectively, for which no deferred income tax assets were recognized because it is more likely than not that the carryforward benefits will not be realized in the future (see Note 33).



Determining Fair Values of Financial Instruments

Where the fair values of financial assets and liabilities recorded in the consolidated statement of financial position cannot be derived from active markets, they are determined using internal valuation techniques using generally accepted market valuation models. The inputs to these models are taken from observable markets where possible, but where this is not feasible, estimates are used in establishing fair values. These estimates may include considerations of liquidity, volatility and correlation. Certain financial assets and liabilities were initially recorded at its fair value (see Note 35).

4. Cash and Cash Equivalents

	2014	2013
Cash on hand and with banks	₱1,229,212	₱4,981,843
Short-term cash investments	12,332,591	5,252,493
	₱13,561,803	₱10,234,336

Cash with banks earn interest at the prevailing bank deposit rates. Cash equivalents are short-term cash investments that are made for varying periods of up to three (3) months depending on the immediate cash requirements of the Group and earn interest at the respective short-term cash investment rates. The carrying value of cash and cash equivalents approximates their fair value as of the end of the reporting period.

The Group has United States dollar (US\$) denominated cash and cash equivalents amounting to US\$150.4 million, equivalent to ₱6,726.4 million, and US\$59.4 million, equivalent to ₱2,636.9 million, as at December 31, 2014 and 2013, respectively (see Note 34).

Interest income earned from cash and cash equivalents amounted to ₱140.8 million, ₱142.0 million and ₱203.0 million in 2014, 2013 and 2012, respectively (see Note 27).

Cash with banks amounting to ₱45.1 million and ₱65.1 million as at December 31, 2014 and 2013, respectively, representing proceeds from the IPO, were deposited in escrow and are restricted as to withdrawal for specified purpose as determined in the prospectus submitted with the SEC; thus, are classified as “Other noncurrent assets” (see Note 13).

5. Trade and Other Receivables

	2014	2013
Trade (see Note 31a)	₱879,976	₱654,568
Notes receivable (see Note 31f)	276,342	–
Advances to suppliers and contractors	73,045	63,154
Advances to officers and employees	48,704	25,550
Receivable from CBNC (see Note 31a)	39,362	50,049
Interest receivable	24,723	11,635
Amounts owed by related parties (see Note 31)	4,493	9,212
Others	122,268	64,224
	1,468,913	878,392
Less allowance for impairment losses	37,833	38,943
	₱1,431,080	₱839,449



Trade receivables and receivable from CBNC are noninterest-bearing and are generally on seven (7)-day to thirty (30)-days' term, except for the usage fee billed to THNC which is collected on a semi-annual basis.

Notes receivable pertains to the loan granted by the Parent Company to EPI, a related party, in August, November and December 2014.

Advances to suppliers and contractors represent payments made in advance to suppliers and contractors which will be offset against future billings upon the delivery of goods and completion of services.

Advances to officers and employees are noninterest-bearing and are generally subject to liquidation or collected through salary deduction.

Interest receivable is derived from short-term cash investments and cash held in escrow placed in various local banks, which is collectible upon maturity, and from AFS debt securities, cash held in escrow and long-term negotiable instrument which are collectible quarterly or semi-annually.

Amounts owed by related parties are noninterest-bearing with no fixed maturities and are generally collectible on demand.

Other receivables include advances to third party companies which are non-interest bearing with no fixed maturities and are generally collectible on demand. These also include despatch receivables which are generally on seven (7)-day to thirty (30)-days' terms, and advances to claimowners which are deductible from the royalty payments from ore shipments.

The Group has US\$ denominated trade and other receivables amounting to US\$17.3 million, equivalent to ₱775.3 million, and US\$11.5 million, equivalent to ₱538.1 million, as at December 31, 2014 and 2013, respectively (see Note 34).

TMC has written-off its receivable amounting to ₱3.1 million in 2014 (see Note 29).

Movements of allowance for impairment losses as at December 31, 2014 and 2013 are as follows:

2014	Trade	Others	Total
Balances at January 1	₱26,150	₱12,793	₱38,943
Write-off	(1,226)	–	(1,226)
Reversal (see Note 29)	–	(19)	(19)
Foreign exchange adjustments	135	–	135
Balances at December 31	₱25,059	₱12,774	₱37,833

2013	Trade	Others	Total
Balances at January 1	₱32,436	₱11,305	₱43,741
Provisions (see Note 28)	779	1,488	2,267
Write-off	(4,316)	–	(4,316)
Reversal (see Note 29)	(4,769)	–	(4,769)
Foreign exchange adjustments	2,020	–	2,020
Balances at December 31	₱26,150	₱12,793	₱38,943



6. Inventories

	2014	2013
Beneficiated nickel ore and limestone ore - at cost	₱2,087,087	₱1,188,354
Beneficiated nickel ore - at NRV	268,994	343,559
Materials and supplies:		
At NRV	306,075	253,631
At cost	60,406	70,469
Current portion of long-term stockpile inventory (see Note 12)	140,619	188,456
	₱2,863,181	₱2,044,469

Movements of allowance for inventory losses as at December 31, 2014 and 2013 are as follow:

2014	Beneficiated nickel ore	Materials and supplies	Total
Balances at January 1	₱333,653	₱40,603	₱374,256
Provisions (see Note 29)	-	5,394	5,394
Reversals (see Note 29)	(225,995)	-	(225,995)
Balances at December 31	₱107,658	₱45,997	₱153,655

2013	Beneficiated nickel ore	Materials and supplies	Total
Balances at January 1	₱340,014	₱43,405	₱383,419
Provisions (see Note 29)	63,605	-	63,605
Reversals (see Note 29)	(69,966)	(2,802)	(72,768)
Balances at December 31	₱333,653	₱40,603	₱374,256

The cost of beneficiated nickel ore provided with allowance for inventory losses amounted to ₱376.7 million and ₱677.2 million as at December 31, 2014 and 2013, respectively, while the cost of materials and supplies provided with allowance for inventory losses amounted to ₱352.1 million and ₱294.2 million as at December 31, 2014 and 2013, respectively.

Costs of inventories charged as expense amounted to ₱5,803.9 million, ₱4,849.5 million and ₱4,775.6 million in 2014, 2013 and 2012, respectively (see Notes 20, 21 and 22).

7. AFS Financial Assets

	2014	2013
Quoted instruments:		
Debt securities	₱2,104,285	₱1,207,033
Equity securities	506,028	313,161
Unquoted equity securities	194,116	918,744
	2,804,429	2,438,938
Less noncurrent portion	522,797	1,181,568
	₱2,281,632	₱1,257,370



Quoted instruments are carried at fair market value as at the end of the reporting period. Unquoted equity instruments are carried at cost as at the end of the reporting period, since the fair values of these investments cannot be reliably measured.

The movements in AFS financial assets as at December 31, 2014 and 2013 are as follows:

	2014	2013
Balances at January 1	₱2,438,938	₱2,128,038
Additions	1,397,019	374,074
Disposals	(407,234)	(109,713)
Reclassification (Note 11)	(724,410)	-
Effect of changes in foreign exchange rate (see Note 29)	3,310	860
Valuation gains on AFS financial assets	96,806	45,679
Balances at December 31	₱2,804,429	₱2,438,938

The movements in "Net valuation gains on AFS financial assets" presented as a separate component of equity follow:

	2014	2013
Balances at January 1	₱99,506	₱65,199
Movements recognized in equity:		
Gains recognized in equity	105,285	52,987
Reclassification adjustments for income included in the consolidated statements of income (see Notes 27 and 28)	(8,479)	(7,308)
Income tax effect	(22,649)	(15,636)
Valuation gains taken into the consolidated statements of comprehensive income	74,157	30,043
NCI in losses (gains) recognized in equity	(2,341)	4,264
Balances at December 31	₱171,322	₱99,506

AFS financial assets pertain to investments in common and preferred shares of various local and foreign public and private companies, and golf club shares and debt securities. As at December 31, 2014 and 2013, quoted and unquoted debt and equity securities amounting to ₱2,281.6 million and ₱1,257.4 million, respectively, were classified as current based on management's intention to dispose the instruments within one (1) year from the end of the reporting period.

The noncurrent portion of AFS financial assets amounted to ₱522.8 million and ₱1,181.6 million as at December 31, 2014 and 2013, respectively. As at December 31, 2014 and 2013, the Group has no intention to dispose its unquoted equity shares within the next year.

Dividend income earned from AFS equity securities amounted to ₱6.5 million, ₱62.7 million and ₱192.7 million in 2014, 2013 and 2012, respectively, of which nil, ₱60.5 million and ₱191.9 million relates to dividends coming from investments in unquoted equity securities (see Note 29), while interest income from AFS debt securities amounted to ₱16.6 million, ₱12.0 million and ₱20.7 million in 2014, 2013 and 2012, respectively (see Note 27).



The valuation gains of ₱74.2 million and ₱30.0 million is inclusive of share of NCI amounting to a valuation gain of ₱2.3 million and valuation loss of ₱4.3 million as at December 31, 2014 and 2013, respectively.

The Group uses the specific identification method in determining the cost of securities sold.

The Group has US\$ denominated AFS financial assets amounting to US\$18.6 million, equivalent to ₱831.4 million, and US\$17.1 million, equivalent to ₱757.5 million, as at December 31, 2014 and 2013, respectively (see Note 34).

No impairment loss was recognized on the Group's AFS unquoted equity securities in 2014 and 2013.

8. Prepayments and Other Current Assets

	2014	2013
Short-term cash investment	₱200,000	₱–
Input tax	103,065	106,050
Prepaid taxes	92,826	69,744
Prepaid rent and others	27,800	11,459
Prepaid insurance	20,182	27,398
Tax credit certificates (net of allowance for impairment losses of ₱0.5 million as at December 31, 2014 and 2013)	13,524	3,517
Advances and deposits	10,869	7,244
Derivative asset (Note 31f)	5,508	–
	₱473,774	₱225,412

Short-term cash investment pertains to a local currency denominated cash placed in a 360-day peso time deposit with interest rate of 1.75% per annum (p.a.) in 2014. Interest income from this short-term cash investment amounted to ₱1.6 million in 2014 (see Note 27).

Input tax represents the value-added tax (VAT) paid on purchases of applicable goods and services which can be recovered as tax credit against future tax liability of the Group upon approval by the Philippine Bureau of Internal Revenue (BIR) and/or the Philippine Bureau of Customs (BOC).

Prepaid taxes represent certificates of creditable withholding taxes for services rendered to other parties which can be recovered as tax credits against certain future tax liabilities of the Group.

Other prepayments are amortized within three (3) to twelve (12) months at the end of the reporting period.

Tax credit certificates are tax refunds received by the Group.

Advances and deposits are payments to suppliers before the receipt of goods and services.



9. Property and Equipment

2014						
	Land and Land Improvements	Mining Properties and Development Costs	Machinery and Equipment	Buildings and Improvements	Construction In-progress	Total
Cost:						
Balances at January 1	₱254,290	₱469,179	₱7,455,908	₱2,646,872	₱807,490	₱11,633,739
Additions	–	–	717,469	111,197	728,406	1,557,072
Transfers/reclassification	23,280	–	825,271	142,910	(1,002,679)	(11,218)
Disposals	–	–	(368,158)	–	–	(368,158)
Balances at December 31	277,570	469,179	8,630,490	2,900,979	533,217	12,811,435
Accumulated depreciation, amortization and depletion:						
Balances at January 1	–	203,366	4,101,424	743,197	–	5,047,987
Depreciation, amortization and depletion (see Note 26)	582	13,936	1,156,219	202,597	–	1,373,334
Transfers/reclassification	–	–	–	–	–	–
Disposals	–	–	(307,366)	–	–	(307,366)
Balances at December 31	582	217,302	4,950,277	945,794	–	6,113,955
Allowance for impairment losses (see Note 29)	–	–	98,487	–	–	98,487
Net book values	₱276,988	₱251,877	₱3,581,726	₱1,955,185	₱533,217	₱6,598,993
2013						
	Land and Land Improvements	Mining Properties and Development Costs	Machinery and Equipment	Buildings and Improvements	Construction In-progress	Total
Cost:						
Balances at January 1	₱252,459	₱469,179	₱6,489,158	₱2,343,657	₱346,918	₱9,901,371
Additions	1,831	–	1,049,134	179,898	700,262	1,931,125
Transfers/reclassification	–	–	23,272	193,388	(220,207)	(3,547)
Disposals	–	–	(105,656)	(70,071)	(19,483)	(195,210)
Balances at December 31	254,290	469,179	7,455,908	2,646,872	807,490	11,633,739
Accumulated depreciation, amortization and depletion:						
Balances at January 1	–	188,801	3,133,704	628,938	–	3,951,443
Depreciation, amortization and depletion (see Note 26)	–	14,565	1,072,718	173,318	–	1,260,601
Transfers/reclassification	–	–	(338)	–	–	(338)
Disposals	–	–	(104,660)	(59,059)	–	(163,719)
Balances at December 31	–	203,366	4,101,424	743,197	–	5,047,987
Net book values	₱254,290	₱265,813	₱3,354,484	₱1,903,675	₱807,490	₱6,585,752

Pier facilities (included under “Buildings and improvements”) with a carrying value of ₱112.7 million and ₱150.3 million as at December 31, 2014 and 2013, respectively, were mortgaged as collateral for the long-term debt of RTN (see Note 15).

Depreciation on the excess of the fair value of the assets acquired from RTN over their corresponding book values transferred to retained earnings amounted to ₱0.4 million in 2014, 2013 and 2012.

In 2014, TMC recognized provision for impairment losses on its machinery and equipment amounting to ₱98.5 million. The impairment is related to the head end of the conveyor which has become inoperational last September 1, 2014 (see Note 29).



10. Investment Properties

	2014	2013
Cost:		
Balances at January 1	₱29,000	₱142,151
Disposals	–	(112,491)
Reclassification	–	(660)
Balances at December 31	29,000	29,000
Accumulated depreciation:		
Balances at January 1	–	69,960
Depreciation (see Note 26)	–	2,050
Disposals	–	(72,010)
Balances at December 31	–	–
Net book values	₱29,000	₱29,000

Investment properties consist of condominium units rented out as office spaces and parcels of land located in Surigao City which is intended for leasing to THNC in the future. Rental income in 2014, 2013 and 2012 amounting to nil, ₱6.0 million and ₱11.7 million, respectively, are included under “Services and others” in the consolidated statements of income. In 2014, 2013 and 2012, the direct operating expenses incurred amounting to nil, ₱0.8 million and ₱6.6 million, respectively, were included in “General and administrative expenses” (see Note 24).

In 2013, investment properties consist of condominium units rented out as office spaces with carrying amount of ₱40.5 million were sold for ₱185.6 million resulting to a gain of ₱145.1 million (see Note 29).

The fair value of the land approximates its carrying value as at December 31, 2014 and 2013.

11. Investments in Associates

	2014	2013
THNC	₱4,468,336	₱4,112,126
CBNC	835,704	–
	₱5,304,040	₱4,112,126

Movements in the investments in associates as at December 31, 2014 and 2013 are as follows:

	2014			2013		
	THNC	CBNC	Total	THNC	CBNC	Total
Acquisition cost	₱4,443,075	₱724,410	₱5,167,485	₱4,443,075	₱–	₱4,443,075
Accumulated equity in net earnings (losses):						
Balances at January 1	(501,940)	–	(501,940)	(317,237)	–	(317,237)
Equity in net income (losses)	324,500	197,880	522,380	(184,703)	–	(184,703)
	(177,440)	197,880	20,440	(501,940)	–	(501,940)
Share in cumulative translation adjustment:						
Balances at January 1	170,991	–	170,991	(136,909)	–	(136,909)
Movement	31,710	(86,586)	(54,876)	307,900	–	307,900
	202,701	(86,586)	116,115	170,991	–	170,991
Balances as at December 31	₱4,468,336	₱835,704	₱5,304,040	₱4,112,126	₱–	₱4,112,126



The balance of investments in associates includes goodwill of ₱105.4 million as at December 31, 2014 and 2013, while the share in cumulative translation adjustment of associates are gross of deferred income tax liability of ₱34.0 million and ₱30.8 million, respectively (see Note 33).

THNC

The Parent Company, together with Sumitomo Metal Mining Co., Ltd. (SMM) and Mitsui and Co., Ltd. (Mitsui) signed a Stockholders' Agreement on September 15, 2010, dividing the ownership of THNC, into twenty-two and a half percent (22.5%), sixty-two and a half percent (62.5%) and fifteen percent (15.0%), respectively.

On November 4, 2010, pursuant to the terms of the above Stockholders' Agreement, the Parent Company entered into a subscription agreement with THNC for the subscription of 921,375,000 common shares for the total amount of US\$102.4 million or ₱4,443.1 million, equivalent to twenty-two and a half percent (22.5%) interest in THNC.

THNC, a private entity that is not listed on any public exchange, was incorporated and registered with the Philippine SEC on August 22, 2008. Its principal activities consist of the manufacture and export of nickel/cobalt mixed sulfide. THNC has started commercial operations in October 2013.

The following are the summarized financial information of THNC as at December 31, 2014 and 2013. THNC's financial statements are stated in US\$ and translated at the closing rate of US\$1 = ₱44.72 and US\$1 = ₱44.40 as at December 31, 2014 and 2013, respectively, for assets and liabilities accounts, and historical rates for equity accounts and average rate of US\$1 = ₱44.39 and US\$1 = ₱42.43 for the statements of income accounts in 2014 and 2013, respectively.

	2014	2013
Current assets	₱6,870,896	₱6,832,282
Noncurrent assets	69,661,595	67,420,451
Current liabilities	(12,522,959)	(1,396,830)
Noncurrent liabilities	(44,618,607)	(55,048,137)
Net assets	₱19,390,925	₱17,807,766
Income	₱15,821,955	₱840,429
Expenses	(14,379,732)	(1,661,333)
Net income (loss)	₱1,442,223	(₱820,904)

CBNC

CBNC, a private entity that is not listed on any public exchange, was incorporated and registered with the Philippine SEC on April 4, 2002. CBNC is engaged in the manufacture and export of nickel/cobalt mixed sulfide wherein RTN has a Nickel Ore Supply Agreement to supply all of the limonite ore requirements of the Coral Bay Hydro Metallurgical Processing Plant (HPP) facility. The agreement provides that it will terminate until the earlier of the cessation of operations at the Coral Bay HPP facility and exhaustion of the limonite ore reserves at the Rio Tuba mine. RTN also supply limestone and provide ancillary services to Coral Bay High Pressure Acid Leach (HPAL) facility.



The Parent Company acquired its ten percent (10%) direct ownership in CBNC by way of property dividend distributed by RTN in March 2014. In accordance with the provisions of PAS 28 (2011) and due to the change in the nature of the Group's involvement in CBNC, the Group evaluates various factors and assessed that significant influence exists. The Group reclassified its ten percent (10%) interest in CBNC amounting to ₱724.4 million from an AFS financial asset to an investment in associate.

The following are the summarized financial information of CBNC as at December 31, 2014. CBNC's financial statements are stated in US\$ and translated at the closing rate of US\$1 = ₱44.72 as at December 31, 2014 for assets and liabilities accounts, historical rates for equity accounts and average rate of US\$1 = ₱44.39 for the statement of income accounts for the year then ended.

	2014
Current assets	₱4,928,354
Noncurrent assets	23,490,170
Current liabilities	(1,617,002)
Noncurrent liabilities	(154,800)
Net assets	₱26,646,722
<hr/>	
Income	₱14,702,120
Expenses	(12,063,714)
Net income	₱2,638,406

12. Long-term Stockpile Inventory

The long-term stockpile inventory pertains to low grade ore extracted from RTN's minesite. This amount was not recognized in RTN's books but was recognized by the Parent Company when it acquired the controlling interest in RTN. The low grade ore inventory was initially recognized at fair value. The fair value of the long-term stockpile inventory was computed using the present value of the estimated future cash flows of RTN which it will derive from the long-term Nickel Ore Supply Agreement with CBNC (see Note 31a). Subsequently, this fair value represented the cost of the long-term stockpile inventory. The fair value of the inventory in August 2006 amounted to ₱2,036.7 million.

The cost of the long-term stockpile inventory is periodically charged to cost of sales based on the actual tonnage delivered to CBNC from the long-term stockpile. The cost of long-term stockpile inventory amounting to ₱216.5 million, ₱235.2 million and ₱133.0 million were charged to "Cost of sales" in 2014, 2013 and 2012, respectively (see Note 20).

A portion amounting to ₱140.6 million and ₱188.5 million, representing the estimated costs of the long-term stockpile inventory that will be delivered to CBNC in the next reporting period, were shown as part of "Inventories" as at December 31, 2014 and 2013, respectively (see Note 6).

The carrying value of long-term stockpile - net of current portion amounted to ₱812.8 million and ₱981.5 million as at December 31, 2014 and 2013, respectively.



13. Other Noncurrent Assets

	2014	2013
Input tax - net of current portion	₱442,785	₱448,466
Deferred mine exploration costs	209,227	197,028
MRF	182,431	125,467
Advances to claimowners (see Note 36e)	103,588	94,421
Deposit for aircraft acquisition	98,754	98,924
Advance royalties (see Note 36e)	89,497	141,501
Cash held in escrow (see Note 4)	45,112	65,118
Long-term negotiable instrument	30,000	30,000
SDMP fund	19,947	16,999
Pension asset (see Note 32)	6,090	-
Others	15,125	20,861
	1,242,556	1,238,785
Less allowance for impairment losses	145,675	160,645
	₱1,096,881	₱1,078,140

Movements of allowance for impairment losses in 2014 and 2013 follow:

2014	Advances to claimowners	Deferred mine exploration costs	Total
Balances at January 1	₱16,490	₱144,155	₱160,645
Write-off	(16,490)	-	(16,490)
Provisions (see Note 29)	-	1,520	1,520
Balances at December 31	₱-	₱145,675	₱145,675

2013	Advances to claimowners	Deferred mine exploration costs	Total
Balances at January 1	₱16,490	₱-	₱16,490
Provisions (see Note 29)	-	144,155	144,155
Balances at December 31	₱16,490	₱144,155	₱160,645

Input tax represents the VAT paid on purchases of applicable goods and services, net of output tax, which can be recovered as tax credit against future tax liability of the Group upon approval by the Philippine BIR and/or the Philippine BOC.

Deferred mine exploration costs include mining rights of ₱32.3 million as at December 31, 2014 and 2013.

MRF is the amount deposited in local bank accounts established by the Group in compliance with the requirements of the Philippine Mining Act of 1995 as amended by Department of Environment and Natural Resources (DENR) Administrative Order No. 2005-07. The MRF is earmarked for physical and social rehabilitation of areas and communities affected by mining activities and for research on the social, technical and preventive aspects of rehabilitation. Any disbursement in the MRF should be authorized by the MRF Committee, the external overseeing body charged with the duties of managing, operating, monitoring and looking after the safety of the MRF. The MRF earns interest at the respective bank deposit rates.



Advances to claimowners represent advance royalty payments to East Coast Mineral Resources Co., Inc. (East Coast), La Salle Mining Exploration Company (La Salle), Kepha Mining Exploration Company (Kepha) and Ludgoron Mining Corporation (Ludgoron; see Note 36e).

RTN's deposit for aircraft acquisition pertains to advance payments made to World Aviation Corporation in 2013, for an absolute and exclusive right to purchase an aircraft exercisable within twelve (12) years.

Advance royalties pertain to royalty payments to Government.

Cash held in escrow represents proceeds from the IPO and are restricted as to withdrawal for specified purpose as determined in the prospectus submitted with the SEC. Interest income earned from cash held in escrow in 2014, 2013 and 2012 amounted to ₱0.5 million, ₱0.8 million and ₱2.7 million, respectively (see Note 27).

The long-term negotiable instrument earns interest at 5.25% p.a. and will mature in October 2019. Interest income earned from long-term negotiable instrument amounted to ₱1.3 million in 2014 and 2013 (see Note 27).

The SDMP fund shall be used for the sustainable development of the host and neighboring communities of the mine site, namely, Barangays Taganito, Hayanggabon, Urbiztondo and Cagdianao. In 2012, the fund was extended to the ten (10) non - mining barangays within the Municipality of Claver and to the Province of Surigao del Norte. The programs are intended for health, education, livelihood, public utilities and socio-cultural preservation. Its implementation is under the audit, monitoring and evaluation of the Mines and Geosciences Bureau (MGB).

Others include various security deposits and deposit to suppliers.

14. Trade and Other Payables

	2014	2013
Trade (see Note 31)	₱715,012	₱483,642
Accrued expenses:		
Related party (see Note 31)	269,321	201,673
Third parties	43,639	39,549
Government payables:		
Withholding taxes payable	302,765	50,700
Excise taxes and royalties payable	62,448	87,180
Fringe benefit taxes (FBT) payable	49,655	158
Output VAT	3,814	3,584
Documentary stamp taxes (DST) payable	3,168	-
Interest payable	6,309	6,959
Amounts owed to a related party (see Note 31)	2,520	2,016
Retention payable	564	34,168
Others	23,425	18,484
	₱1,482,640	₱928,113

Trade, accrued expenses and other payables are noninterest-bearing and are generally settled in less than thirty (30) days' term. Trade payables relate to payables to suppliers in the ordinary course of business. Accrued expenses substantially consist of contractor's fees, trucking and



stevedoring services, hauling and rental expenses, guarantee service fees and others which are usual in the business operations of the Group.

Government payables include withholding taxes which are normally settled within ten (10) days after the end of each reporting month and FBT which are normally settled within fifteen (15) days after the end of the quarter on which the fringe benefits are granted to the recipients. Excise tax payable is settled within fifteen (15) days after the end of the quarter when the beneficiated nickel ore and limestone ore were shipped. Royalties are paid on or before the deadline agreed with the MGB or other parties. DST is normally settled within five (5) days after the close of the month when the taxable document was issued.

Interest payable on loans is settled based on the agreed repayment terms.

Amounts owed to a related party pertain to dividends declared by the Parent Company to Nickel Asia Holdings Inc. (NAHI), a stockholder.

Retention payable pertains to the ten percent (10%) of the gross payable amount retained by TMC from its supplier and will be paid upon the completion of the construction of the conveyor system. In 2014, the conveyor system was completed and the corresponding retention payable was paid.

The Group has US\$ denominated trade and other payables amounting to US\$1.5 million, equivalent to ₱67.9 million, and US\$1.4 million, equivalent to ₱63.4 million as at December 31, 2014 and 2013, respectively (see Note 34).

15. Long-term Debt

	2014	2013
TMC	₱1,291,290	₱1,359,597
RTN	140,242	179,000
	1,431,532	1,538,597
Less noncurrent portion:		
TMC	1,213,030	1,281,906
RTN	100,173	139,222
	1,313,203	1,421,128
Current portion	₱118,329	₱117,469

TMC Loan

On October 4, 2010, TMC entered into an Omnibus Agreement with THNC, wherein the latter granted the former a total loan facility amounting to US\$35.0 million at a prevailing 180-day British Banker Association London Inter-Bank Offered Rate (LIBOR) plus two percent (2%) spread, to exclusively finance the construction of the pier facilities within the Taganito Special Economic Zone (TSEZ). The loan shall be drawn down in one or multiple times by July 31, 2011. As at December 31, 2014 and 2013, the total loan drawn down by TMC amounted to US\$35.0 million.

Starting 2011, the interest on the loan is payable semi-annually in October 10 and April 10. The total principal is payable in semi-annual installments of US\$0.9 million starting on October 10, 2011 up to April 10, 2031.



The Omnibus Agreement provides for restriction with respect to creation, assumption, incurrence and permission to exist any lien upon the pier facilities and all TMC's other real rights over the same except as permitted under the Omnibus Agreement. Also, the Omnibus Agreement provides for certain conditions which include, among others, maintenance and preservation of TMC's corporate existence, rights, privileges and licenses, prompt submission of written notice to THNC of any and all litigations and administrative arbitration proceedings before any Governmental authority affecting TMC, prompt payment of all amounts due under the loan documents and maintenance of all Governmental approvals necessary to perform the obligations. As at December 31, 2014 and 2013, TMC is in compliance with the restrictions.

Interest expense in 2014, 2013 and 2012 amounting to ₱31.3 million, ₱33.5 million and ₱38.1 million, respectively, were included in equipment operating cost under "Cost of services" (see Note 21).

RTN Loan

On November 25, 2002, RTN entered into an Omnibus Agreement with SMM, wherein the latter granted the former a loan facility amounting to US\$1.8 million at a prevailing 180-day LIBOR plus two percent (2%) spread, for the construction of the pier facilities.

In July 2003, an additional loan amounting to US\$0.2 million was granted by SMM. Starting 2003, the interest on the original and additional loans is payable semi-annually on February 28 and August 31. The total principal is payable in 20 equal semi-annual installments starting on February 28, 2004 up to August 31, 2013. In February 2007, RTN and SMM agreed to an additional loan facility amounting to US\$9.0 million. Of the total loan facility, the remaining US\$0.5 million was drawn in February and March 2008. The additional loan facility is payable in semi-annual installments starting on August 31, 2008 up to February 28, 2018.

In consideration, and to ensure payment of these loans, RTN assigned, transferred, and set over to SMM, absolutely and unconditionally, all of RTN's rights, title, and interest over its future receivable from CBNC under the Throughput Agreements (see Note 36b). RTN also constituted a first ranking mortgage on the pier facilities (see Note 9).

The Omnibus Agreement provides for restrictions with respect to creation, assumption, incurrence and permission to exist any lien upon the pier facilities and all RTN's other real rights over the same except as permitted under the Omnibus Agreement. Also, the Omnibus Agreement provides for certain conditions which include, among others, maintenance and preservation of RTN's corporate existence, rights, privileges and licenses, prompt submission of written notice to SMM of any and all litigations or administrative or arbitration proceedings before any Governmental authority affecting RTN. As at December 31, 2014 and 2013, RTN is in compliance with the restrictions.

Interest expense amounted to ₱3.7 million, ₱4.8 million and ₱6.5 million in 2014, 2013 and 2012, respectively (see Note 28).



16. Provision for Mine Rehabilitation and Decommissioning

	2014	2013
Balances at January 1	₱130,927	₱132,522
Payments of rehabilitation cost	(10,401)	(10,149)
Accretion interest on provision for mine rehabilitation and decommissioning (see Note 28)	8,893	8,554
Effect of change in estimate	756	-
Balances at December 31	₱130,175	₱130,927

Provision for mine rehabilitation and decommissioning pertains to the estimated decommissioning costs to be incurred in the future on the mined-out areas of the Group.

The Group makes a full provision for the future cost of rehabilitating mine site and related production facilities on a discounted basis on the development of mines or installation of those facilities. The rehabilitation provision represents the present value of rehabilitation costs. These provisions have been created based on the Group's internal estimates. Assumptions, based on the current economic environment, have been made which management believes are a reasonable basis upon which to estimate the future liability. These estimates are reviewed regularly to take into account any material changes to the assumptions. However, actual rehabilitation costs will ultimately depend upon future market prices for the necessary decommissioning works required which will reflect market conditions at the relevant time. Furthermore, the timing of rehabilitation is likely to depend on when the mine ceases to produce at economically viable rates. This, in turn, will depend upon future ore prices, which are inherently uncertain.

17. Equity

Capital Stock

The capital structure of the Parent Company as at December 31, 2014 and 2013 is as follows:

	2014	2013
Common stock - ₱0.50 par value		
Authorized - 4,265,000,000 shares		
Issued - 2,530,590,350 shares		
in 2014 and 2,519,159,345 in 2013	₱1,265,295	₱1,259,580
Preferred stock - ₱0.01 par value		
Authorized and Issued - 720,000,000 shares	7,200	7,200
	₱1,272,495	₱1,266,780

Preferred share is voting, non-participating but with a fixed cumulative dividend rate of seven percent (7%) p.a.



Movements in common stock follow:

	2014	
	Number of Shares	Amount
Balances at January 1	2,519,159,345	₱1,259,580
Issuance of stock dividends	-	-
Exercise of stock options (see Note 18)	11,431,005	5,715
Balances at December 31	2,530,590,350	₱1,265,295
	2013	
	Number of Shares	Amount
Balances at January 1	2,013,476,263	₱1,006,738
Issuance of stock dividends	503,831,864	251,916
Exercise of stock options (see Note 18)	1,851,218	926
Balances at December 31	2,519,159,345	₱1,259,580

On June 16, 2010, the BOD and stockholders of the Parent Company approved the ESOP (2010 ESOP; the Plan). On December 20, 2010, the Plan was approved by the SEC. A total of 12.0 million shares of stock were reserved for issue under the Plan.

On March 14, 2014, the BOD of the Parent Company approved the adoption of a new ESOP (2014 ESOP; the New Plan) which was ratified by the Parent Company's stockholders on June 6, 2014. On November 21, 2014, the New Plan was approved by the SEC. A total of 32.0 million shares of stock were reserved for issue under the New Plan.

Basic terms and conditions of the stock option plans are disclosed in Note 18.

Issued Capital Stock

The IPO of the Parent Company's shares with an offer price of ₱15.00 per share, which is equivalent to ₱5.33 per share after the stock dividends, resulted to the issuance of 217,183,818 common shares and reissuance of 132,991,182 shares held in treasury.

In October 2010, shares were issued to Sumitomo Metal Mining Philippine Holdings Corporation (SMMPHC), NAHI and the President of the Parent Company pursuant to the Subscription Agreement entered into on September 24, 2010 whereby:

- SMMPHC subscribed to 13,169,982 common shares of the Parent Company for a consideration of ₱206.8 million.
- The Parent Company's President subscribed to 1,855,000 common shares of the Parent Company for a consideration of ₱26.9 million.
- NAHI subscribed to 720,000,000 preferred shares of the Parent Company for a consideration of ₱7.2 million.

As at December 31, 2014 and 2013, the Parent Company has fifty four (54) and forty-five (45) stockholders, respectively.

As at December 31, 2014 and 2013, a total of 495,443,935 or 20% and 803,135,234 or 32%, respectively, of the outstanding common shares of the Parent Company are registered in the name of fifty-two (52) and forty-three (43) shareholders, respectively, while the balance of 2,035,146,415 common shares or 80% and 1,716,024,111 common shares or 68%, respectively,



are lodged with the Philippine Depository, Inc. (now known as Philippine Depository and Trust Corporation).

Dividends

Dividends declared and paid by the Parent Company follow:

2014					
Type of Dividend	Date of declaration	Date of record	Amount declared	Dividend per share	Date of payment/issuance
<i>Cash Dividends</i>					
Special	November 10, 2014	November 24, 2014	₱1,264,000	₱0.50	December 10, 2014
Regular	March 24, 2014	April 10, 2014	757,727	0.30	May 8, 2014
<i>Stock Dividends</i>	December 18, 2014	January 12, 2015	632,648	50%	January 28, 2015
2013					
Type of Dividend	Date of declaration	Date of record	Amount declared	Dividend per share	Date of payment/issuance
<i>Regular Cash Dividend</i>					
	April 5, 2013	April 22, 2013	₱705,252	₱0.35	May 14, 2013
<i>Stock Dividends</i>	June 3, 2013	June 18, 2013	251,916	25%	July 12, 2013
2012					
Type of Dividend	Date of declaration	Date of record	Amount declared	Dividend per share	Date of payment/issuance
<i>Regular Cash Dividend</i>					
	March 28, 2012	April 16, 2012	₱1,073,452	₱0.80	May 11, 2012
<i>Stock Dividends</i>	June 8, 2012	August 29, 2012	335,579	50%	September 24, 2012

Appropriated Retained Earnings

On November 5, 2013, the Parent Company's BOD approved the appropriation of retained earnings amounting to ₱1,000.0 million, for the construction, operation and maintenance of a bunker-fired diesel power station (see Note 36g).

18. Executive Stock Option Plan

2014 ESOP

On March 24, 2014, the New Plan was approved by the Parent Company's BOD and was ratified on June 6, 2014 by the stockholders. On November 21, 2014, the New Plan was approved by the SEC. The basic terms and conditions of the New Plan are as follows:

1. The New Plan covers up to 32.0 million shares allocated to the Parent Company's officers and the officers of the subsidiaries.
2. The eligible participants are the directors and officers of the Parent Company and its subsidiaries, specifically those with positions of Assistant Vice President and higher, including the Resident Mine Managers of the subsidiaries.
3. The exercise price is ₱25.52, which is equivalent to ₱17.01 after the stock dividends.
4. The grant date of the New Plan is June 6, 2014 as determined by the Compensation Committee.
5. The term of the New Plan shall be five (5) years and the shares will vest to the participant at the rate of twenty-five percent (25%) after the first year of the New Plan or June 6, 2015.
6. The participant can exercise the vested options by giving notice within the term of the New Plan, and can opt to either purchase the shares at the exercise price or request the Parent



Company to advance the purchase price and to sell the shares in which case the participant will receive the sales proceeds less the exercise price.

The fair value of the stock option is ₱7.53, which was estimated as at grant date, June 6, 2014, using the Black Scholes-Merton model, taking into consideration the terms and conditions upon which the options were granted.

2010 ESOP

On June 16, 2010, the BOD and stockholders of the Parent Company approved the 2010 ESOP. On December 20, 2010, the Plan was approved by the SEC. The basic terms and conditions of the Plan are as follows:

1. The Plan covers up to 12.0 million shares allocated to the Parent Company's officers and the officers of the subsidiaries.
2. The eligible participants are the directors and officers of the Parent Company and its subsidiaries, specifically those with a position of Assistant Vice President and higher, including the Resident Mine Managers of the subsidiaries.
3. The exercise price is ₱13.50, which is equivalent to ₱4.80 after the stock dividends.
4. The grant date of the Plan is January 3, 2011 as determined by the Compensation Committee.
5. The term of the Plan shall be six (6) years and the shares will vest to the participant at the rate of twenty five-percent (25%) per year after the first year of the Plan or December 21, 2011.
6. The participant can exercise the vested options by giving notice within the term of the Plan, and can opt to either purchase the shares at the exercise price or request the Parent Company to advance the purchase price and to sell the shares in which case the participant will receive the sales proceeds less the exercise price.

The stock option agreement was made and executed on January 3, 2011 between the Parent Company and the option grantees. The fair value of the stock options is ₱6.44, which was estimated as at grant date, January 3, 2011, using the Black Scholes-Merton model, taking into account the terms and conditions upon which the options were granted.

The following assumptions were used to determine the fair value of the stock options at effective grant date:

	2014 ESOP	2010 ESOP
Grant Date	June 6, 2014	January 3, 2011
Spot price per share	₱28.55	₱15.00
Exercise price	₱25.52	₱13.50
Expected volatility	33.28%	53.42%
Option life	5.00 years	3.97 years
Dividend yield	3.88%	2.06%
Risk-free rate	3.30%	4.50%

The expected volatility reflects the assumption that the historical volatility over a period similar to the life of the options is indicative of future trends, which may also not necessarily be the actual outcome.

Except for the effect of stock dividends, there have been no modifications or cancellations in 2014 and 2013.



The following table illustrates the number of stock options and its movements during the year:

	Number of Options		Weighted Average Exercise Price	
	2014	2013	2014	2013
<i>2014 ESOP</i>				
Granted	17,764,849	–	₱25.52	₱–

	Number of Options		Weighted Average Exercise Price	
	2014	2013	2014	2013
<i>2010 ESOP</i>				
January 1	15,150,313	13,971,473	₱7.20	₱9.00
Exercised (see Note 17)	(11,431,005)	(1,851,218)	7.20	9.00
Stock dividends	–	3,030,058	–	7.20
December 31	3,719,308	15,150,313	₱7.20	₱7.20

After the effect of the stock dividends, the weighted average exercise price of 2014 ESOP and 2010 ESOP is equivalent to ₱17.01 and ₱4.80 per share, respectively.

In 2013, the number of shares and exercise price were adjusted for the effect of the twenty-five percent (25%) stock dividends (see Note 17).

On September 2, 2013, the SEC approved the exemption from registration of 3,030,058 common shares which shall form part of the ESOP.

The number of exercisable vested stock options as at December 31, 2014 and 2013 are 3,719,308 and 9,851,885, respectively.

In 2014 and 2013, the weighted average stock price at exercise dates was ₱28.84 and ₱26.62 per share, respectively, which is equivalent to ₱19.23 and ₱14.20 per share, respectively, after the effect of stock dividends.

Movements in the cost of share-based payment plan included in equity are as follows:

	2014	2013
Balances at January 1	₱49,524	₱57,464
Cost of share-based payment recognized as capital upon exercise	(45,464)	(18,309)
Stock option expense (see Note 25)	43,000	10,369
Movements during the year	(2,464)	(7,940)
Balances at December 31	₱47,060	₱49,524

The weighted average remaining contractual life of options outstanding under the New Plan is approximately four and a half (4.5) years as at December 31, 2014.

The weighted average remaining contractual life of options outstanding under the Plan is one and a half (1.5) years and two and a half (2.5) years as at December 31, 2014 and 2013, respectively.

In 2014, 2013 and 2012, the cost of share-based payment plan amounted to ₱43.0 million, ₱10.4 million and ₱2.8 million, respectively (see Note 25).



19. Earnings Per Share

The following reflects the income and share data used in the basic and diluted EPS computations:

	2014	2013	2012
Net income attributable to equity holders of the parent	₱8,551,627	₱2,053,674	₱2,207,210
Preferred stock dividends	504	504	504
Net income attributable to equity holders of the parent for basic earnings	8,551,123	2,053,170	2,206,706
Dividends on dilutive potential ordinary shares	-	-	474
Net income attributable to ordinary equity holders of the parent adjusted for the effect of dilution	₱8,551,123	₱2,053,170	₱2,206,232
Weighted average number of common shares for basic EPS	3,789,494,956	3,777,821,108	3,773,742,315
Effect of dilution from stock options	11,166,294	7,887,749	3,391,331
Weighted average number of common shares adjusted for the effect of dilution	3,800,661,250	3,785,708,857	3,777,133,646
Basic EPS	₱2.26	₱0.54	₱0.58
Diluted EPS	₱2.25	₱0.54	₱0.58

The effect of the stock dividends distributable, which are outstanding as at December 31, 2014 and were issued on January 28, 2015, has been considered in the computation of weighted average number of common shares for both basic and diluted EPS. There are no other transactions involving ordinary shares or potential ordinary shares between the end of the reporting period and the date of authorization of the consolidated financial statements.

20. Cost of Sales

	2014	2013	2012
Production overhead	₱2,613,048	₱1,938,349	₱1,986,973
Outside services	1,246,424	869,379	1,194,218
Depreciation and depletion (see Note 26)	984,366	830,512	615,090
Personnel costs (see Note 25)	894,205	669,699	614,390
Long-term stockpile inventory (see Note 12)	216,539	235,169	132,997
	5,954,582	4,543,108	4,543,668
Net changes in beneficiated nickel ore and limestone ore	(598,171)	(53,814)	(76,453)
	₱5,356,411	₱4,489,294	₱4,467,215



Production overhead consists of fuel, oil and lubricants, materials and supplies and other miscellaneous charges.

Outside services pertain to services offered by the contractors related to the mining activities of the Group. These services include, but are not limited to, hauling, stevedoring, janitorial, maintenance, security and blasting equipment rental.

21. Cost of Services

	2014	2013	2012
Depreciation and depletion (see Note 26)	₱129,502	₱133,040	₱100,726
Personnel costs (see Note 25)	84,316	63,836	36,869
Overhead	78,384	49,962	15,575
Equipment operating cost (see Note 15)	62,202	76,058	78,681
Outside services	16,746	12,396	28,548
	₱371,150	₱335,292	₱260,399

Equipment operating cost includes interest expense amounting to ₱31.3 million, ₱33.5 million and ₱38.1 million in 2014, 2013 and 2012, respectively (see Note 15).

22. Shipping and Loading Costs

	2014	2013	2012
Contract fees	₱1,136,292	₱801,402	₱857,455
Supplies and fuel, oil and lubricants	368,735	294,771	271,266
Depreciation and depletion (see Note 26)	123,795	155,810	123,670
Personnel costs (see Note 25)	65,187	72,219	61,865
Other services and fees	143,559	74,569	86,294
	₱1,837,568	₱1,398,771	₱1,400,550

23. Excise Taxes and Royalties

	2014	2013	2012
Royalties (see Notes 36e and 36j)	₱1,273,780	₱439,098	₱485,072
Excise taxes (see Note 36e)	481,054	209,510	222,865
	₱1,754,834	₱648,608	₱707,937



24. General and Administrative

	2014	2013	2012
Personnel costs (see Note 25)	₱290,964	₱230,199	₱173,819
Taxes and licenses	230,174	80,474	66,199
Outside services	103,336	67,750	62,860
Depreciation (see Note 26)	87,846	84,705	84,941
Donations	49,043	12,022	458
Transportation and travel	26,409	20,246	18,257
Repairs and maintenance	22,941	9,528	8,661
Entertainment, amusement and recreation	16,161	13,720	13,721
Communications, light and water	8,634	11,882	13,458
Others	121,356	94,293	85,207
	₱956,864	₱624,819	₱527,581

Other general and administrative expense is composed of dues and subscription expense, rentals, other service fees and other numerous transactions with minimal amounts.

25. Personnel Costs

	2014	2013	2012
Salaries, wages and employee benefits	₱1,220,569	₱970,411	₱840,942
Pension liability (see Note 32)	71,103	55,173	43,242
Cost of share-based payment plan (see Note 18)	43,000	10,369	2,759
	₱1,334,672	₱1,035,953	₱886,943

The amounts of personnel costs are distributed as follows:

	2014	2013	2012
Cost of sales (see Note 20)	₱894,205	₱669,699	₱614,390
General and administrative (see Note 24)	290,964	230,199	173,819
Cost of services (see Note 21)	84,316	63,836	36,869
Shipping and loading costs (see Note 22)	65,187	72,219	61,865
	₱1,334,672	₱1,035,953	₱886,943

26. Depreciation and Depletion

	2014	2013	2012
Property and equipment (see Note 9)	₱1,373,334	₱1,260,601	₱974,382
Investment properties (see Note 10)	–	2,050	7,501
	₱1,373,334	₱1,262,651	₱981,883



The amounts of depreciation and depletion expense are distributed as follows:

	2014	2013	2012
Cost of sales (see Note 20)	₱984,366	₱830,512	₱615,090
Cost of services (see Note 21)	129,502	133,040	100,726
Shipping and loading costs (see Note 22)	123,795	155,810	123,670
General and administrative (see Note 24)	87,846	84,705	84,941
Others	47,825	58,584	57,456
	₱1,373,334	₱1,262,651	₱981,883

27. Finance Income

	2014	2013	2012
Interest income (see Notes 4, 7, 8,13 and 32)	₱160,847	₱159,445	₱226,414
Gain on:			
Sale of AFS financial assets (see Note 7)	10,684	7,308	6,490
Accretion income (see Note 31f)	573	-	-
Sale of investment funds	-	-	2,136
	₱172,104	₱166,753	₱235,040

28. Finance Expenses

	2014	2013	2012
Guarantee service fee (see Note 36f)	₱134,766	₱104,235	₱83,987
Interest expense (see Notes 15 and 32)	16,382	13,242	16,199
Accretion interest on provision for mine rehabilitation and decommissioning (see Note 16)	8,893	8,554	13,539
Loss on sale of AFS financial assets (see Note 7)	2,205	-	-
Day 1 loss (see Note 31f)	2,123	-	-
Provision for impairment losses on trade and other receivables (see Note 5)	-	2,267	811
	₱164,369	₱128,298	₱114,536



29. Other Income - Net

	2014	2013	2012
Foreign exchange gains (losses) - net	₱182,510	₱53,293	(₱123,466)
Reversals of allowance for (provisions for):			
Impairment losses on beneficiated nickel ore inventory (see Note 6)	225,995	6,361	8,226
Impairment losses on property and equipment (see Note 9)	(98,487)	-	-
Impairment losses on input VAT	-	(530)	-
Impairment losses on materials and supplies (see Note 6)	(5,394)	2,802	-
Impairment losses on deferred mine exploration costs (see Note 13)	(1,520)	(144,155)	-
Impairment losses on trade and other receivables (see Note 5)	19	4,769	-
Special projects	84,773	28,375	79,791
Despatch	67,296	49,134	70,567
Issuance of fuel, oil and lubricants	16,859	8,209	22,511
Rentals and accommodations	11,307	4,209	4,178
Gain (loss) on:			
Write-off of input VAT	(12,548)	(6,752)	(5,068)
Sale of property and equipment	9,693	82,005	1,369
Write-off of receivables (see Note 5)	(3,108)	-	-
Write-off of deferred mine exploration cost	(1,941)	-	-
Sale of investment properties (see Note 10)	-	145,095	-
Dividend income (see Note 7)	6,473	62,654	192,720
Other services	3,649	4,766	6,489
Casualty losses	-	(7,439)	-
Others - net	(14,679)	16,987	42,945
	₱470,897	₱309,783	₱300,262

Others include pension income recognized by a subsidiary as determined by the Group's actuary and miscellaneous services provided to CBNC on per job order basis, net of related cost incurred.



Breakdown of the foreign exchange gains (losses) - net follow:

	2014	2013	2012
Realized foreign exchange gains (losses) - net	₱93,894	₱90,798	(₱142,786)
Unrealized foreign exchange gains (losses) - net on:			
Cash and cash equivalents	96,095	77,129	(54,282)
Long-term debt	(8,258)	(119,636)	105,793
AFS financial assets (see Note 7)	3,310	860	(11,217)
Trade and other receivables	(2,421)	4,370	(22,249)
Trade and other payables	(110)	(504)	1,181
Others	-	276	94
	₱182,510	₱53,293	(₱123,466)

30. Material Partly-Owned Subsidiaries

Financial information of subsidiaries that have material NCI are provided below:

Proportion of equity interest held by NCI:

	Principal Place of Business	2014	2013
RTN	Philippines	40.00%	40.00%
TMC	Philippines	35.00%	35.00%

Equity attributable to material NCI:

	2014	2013
RTN	₱1,040,362	₱2,297,884
TMC	2,277,615	1,677,390

Net income attributable to material NCI:

	2014	2013
RTN	₱1,136,565	₱380,490
TMC	1,326,530	262,465

Other comprehensive income (loss) attributable to material NCI:

	2014	2013
RTN	₱12,013	(₱21,205)
TMC	7,385	(15,195)



The summarized financial information of these subsidiaries are provided below. This information is based on amounts before inter-company eliminations.

Summarized statements of comprehensive income for the year ended December 31, 2014:

	RTN	TMC
Revenues	₱7,188,712	₱8,907,493
Cost of sales and services	(2,159,076)	(1,770,309)
Operating expenses	(922,182)	(1,753,192)
Other income (charges) - net	139,227	(13,713)
Finance income - net	718,115	20,681
Income before income tax	4,964,796	5,390,960
Provision for income tax	(1,276,249)	(1,600,873)
Net income	3,688,547	3,790,087
Other comprehensive income	30,033	21,101
Total comprehensive income	₱3,718,580	₱3,811,188
Attributable to NCI	₱1,487,432	₱1,333,915
Dividends paid to NCI	2,745,815	735,000

Summarized statements of comprehensive income for the year ended December 31, 2013:

	RTN	TMC
Revenues	₱3,535,178	₱3,370,272
Cost of sales and services	(1,932,816)	(1,307,120)
Operating expenses	(579,759)	(974,615)
Other income - net	204,041	3,364
Finance income - net	42,854	8,676
Income before income tax	1,269,498	1,100,577
Provision for income tax	(318,274)	(350,677)
Net income	951,224	749,900
Other comprehensive loss	(53,013)	(43,413)
Total comprehensive income	₱898,211	₱706,487
Attributable to NCI	₱292,940	₱247,270
Dividends paid to NCI	480,000	-

Summarized statements of financial position as at December 31, 2014 and 2013:

	RTN		TMC	
	2014	2013	2014	2013
Current assets	₱1,992,178	₱3,690,031	₱4,050,179	₱2,502,364
Noncurrent assets	1,606,618	2,621,293	4,298,935	4,263,406
Current liabilities	(881,208)	(372,054)	(381,606)	(414,052)
Noncurrent liabilities	(116,683)	(194,561)	(1,460,036)	(1,559,176)
Total equity	₱2,600,905	₱5,744,709	₱6,507,472	₱4,792,542
Attributable to equity holders of parent	₱1,560,543	₱3,446,825	₱4,229,857	₱3,115,152
NCI	1,040,362	2,297,884	2,277,615	1,677,390



Summarized cash flow information for the years ended December 31, 2014 and 2013:

	RTN		TMC	
Operating	₱3,665,698	₱1,531,539	₱3,625,536	₱888,778
Investing	(190,957)	(121,040)	(665,389)	(1,322,766)
Financing	(5,483,554)	(1,244,781)	(2,209,872)	(108,874)
Net increase (decrease) in cash and cash equivalents	(₱2,008,813)	₱165,718	₱750,275	(₱542,862)

31. Related Party Transactions

Related party relationships exist when one party has the ability to control, directly or indirectly through one or more intermediaries, the other party or exercise significant influence over the other party in making financial and operating decisions. Such relationships also exist between and/or among entities which are under common control with the reporting enterprise, or between and/or among the reporting enterprise and their key management personnel, directors, or its stockholders.

Set out on next page are the Group's transactions with related parties in 2014, 2013 and 2012, including the corresponding assets and liabilities arising from the said transactions as at December 31, 2014 and 2013.



	Amount		Trade and Other Receivables (see Note 5)		Trade and Other Payables (see Note 14)		Amounts Owed by Related Parties (see Note 5)		Long-term Debt (see Note 15)		Terms	Conditions	
	2014	2013	2012	2014	2013	2014	2013	2014	2013	2014			2013
<i>Stockholders</i>													
Pacific Metals Co., Ltd. (PAMCO)													
Sale of ore and services	₱4,120,959	₱1,269,780	₱2,086,909	₱31,717	₱5,948	₱-	₱-	₱-	₱-	₱-	₱-	Ninety percent (90%) upon receipt of documents and ten percent (10%) after the final dry weight and applicable assay have been determined;	Unsecured; no guarantee
Draft survey fee	630	295	388	-	54	-	-	-	-	-	-	noninterest-bearing Payable on demand;	Unsecured; no guarantee
Despatch income	6,419	4,447	-	-	1,080	-	-	-	-	-	-	Collectible on demand;	Unsecured; no guarantee
Other service fee	262	-	-	-	-	-	-	-	-	-	-	noninterest-bearing Collectible upon billing;	Fully collected
												noninterest-bearing	
SMM													
Sale of ore	879,528	192,701	125,687	2,603	-	-	-	-	-	-	-	Collectible upon billing;	Unsecured; no guarantee
Guarantee service fee	134,220	103,351	82,668	-	-	43,639	39,549	-	-	-	-	noninterest-bearing Every twenty first (21) of February, March, August and September	Unsecured
Short-term advances	-	1,783	-	-	-	-	-	-	532	-	-	Collectible upon billing;	Unsecured; no guarantee
Additional loan facility	-	-	-	-	-	-	-	-	-	140,242	179,000	Principal is payable in semi-annual installments, interest is based on one hundred eighty (180)-day British Banker Association LIBOR plus two percent (2%) spread	Secured; with guarantee
NAHI													
Short-term advances	21	100	106	-	-	-	-	-	-	-	-	Collectible upon billing;	Unsecured; no guarantee
Dividends payable	504	504	504	-	-	2,520	2,016	-	-	-	-	Payable on demand;	Unsecured; no guarantee
												noninterest-bearing	

(Forward)



	Amount		Trade and Other Receivables (see Note 5)		Trade and Other Payables (see Note 14)		Amounts Owed by Related Parties (see Note 5)		Long-term Debt (see Note 15)		Terms	Conditions	
	2014	2013	2012	2014	2013	2014	2013	2014	2013				
<i>With Common Stockholders</i>													
Manta Equities, Inc. (MEI)													
Rentals, dues and utilities	₱25,639	₱14,190	₱-	₱-	₱-	₱33	₱1,451	₱-	₱-	₱-	₱-	Collectible upon billing; noninterest-bearing	Unsecured; no guarantee
Rental deposits	9,350	9,842	-	-	951	-	-	-	-	-	-	Collectible upon end of the lease; noninterest-bearing	Unsecured; no guarantee
Short-term advances	64	1,147	28	-	-	-	-	3	83	-	-	Collectible upon billing; noninterest-bearing	Unsecured; no guarantee
EPI													
Notes receivables	276,342	-	-	276,342	-	-	-	-	-	-	-	Collectible on agreed pay out date; interest bearing at 2% p.a.	Secured; with collateral
<i>Associates</i>													
CBNC													
Sale of ore and services	2,087,569	1,744,600	1,695,491	203,342	200,454	-	-	-	-	-	-	Seven (7) to thirty (30) days; noninterest-bearing	Unsecured; no guarantee
Infralease and throughput	47,829	52,455	56,721	29,418	23,983	-	-	-	-	-	-	Collectible at the end of February and August; noninterest-bearing	Unsecured; no guarantee
Other income	60,698	8,846	40,489	9,944	26,066	-	-	-	-	-	-	Collectible on demand; noninterest-bearing	Unsecured; no guarantee
Short-term advances	-	625	-	-	-	-	-	-	63	-	-	Collectible upon billing; noninterest-bearing	Unsecured; no guarantee
THNC													
Sale of ore	1,434,220	237,071	-	121,305	75,638	-	-	-	-	-	-	30 days term, noninterest-bearing	Unsecured; no guarantee
Rendering of service	130,310	125,003	124,702	31,371	31,143	-	-	-	-	-	-	Collectible upon billing; noninterest-bearing	Unsecured; no guarantee
Materials handling (see Note 31a)	267,504	124,523	-	28,106	42,705	-	-	-	-	-	-	Collectible on demand; noninterest-bearing	Unsecured; no guarantee
Rental income	6,703	6,703	-	-	-	-	-	-	-	-	-	Collectible on demand; noninterest-bearing	Unsecured; no guarantee
Rental deposit	-	3,352	-	-	-	3,352	3,352	-	-	-	-	Collectible upon end of the lease term; non-interest bearing	Unsecured; no guarantee

(Forward)



	Amount			Trade and Other Receivables (see Note 5)		Trade and Other Payables (see Note 14)		Amounts Owed by Related Parties (see Note 5)		Long-term Debt (see Note 15)		Terms	Conditions
	2014	2013	2012	2014	2013	2014	2013	2014	2013	2014	2013		
Additional loan facility	₪-	₪-	₪-	₪-	₪-	₪-	₪-	₪-	₪-	₪1,291,290	₪1,359,597	Principal is payable in semi-annual installments, interest is based on one hundred eighty (180)-day British Banker Association LIBOR plus two percent (2%) spread	Secured; with guarantee
Rendering of other service	2,054	-	-	2,054	-	-	-	-	-	-	-	Collectible upon billing; noninterest-bearing	Unsecured; no guarantee
Short-term advances	21,621	22,175	21,446	-	-	-	-	4,490	8,534	-	-	Collectible upon billing; noninterest-bearing	Unsecured; no guarantee
				₪736,202	₪408,022	₪49,544	₪46,368	₪4,493	₪9,212	₪1,431,532	₪1,538,597		



Terms and Conditions of Transactions with Related Parties

All sales to and purchases from related parties are made at prevailing market prices. Outstanding balances as at December 31, 2014 and 2013 pertain to the extension and receipt of advances to and from related parties and these are unsecured, short-term, interest-free and settlement occurs in cash. Except for the guarantee on the CBNC and THNC Loan Obligations (see Note 36f), there have been no guarantees received or provided for any related party receivables or payables, respectively. This assessment is undertaken at each end of the reporting period through the examination of the financial position of the related party and the market in which the related party operates.

a. Sales and Service Agreements

Nickel Ore Sale Agreements with PAMCO

CMC and TMC supply saprolite ore to PAMCO. PAMCO is a stockholder of the Parent Company and TMC. All sales made to PAMCO are transacted at prevailing market prices. Under the terms of the agreement, the base price of the ore products for a specific shipment shall be based on London Metal Exchange (LME). Effective April 2014, ore sales to PAMCO are benchmarked to China prices on the basis of a negotiated price per wet metric ton of ore. PAMCO shall pay the Group eighty percent (80%) to ninety percent (90%) of the provisional invoice amount upon receipt of the required documents and pay the final payment of each shipment after the final dry weight and applicable assay have been determined. Outstanding balances as at December 31, 2014 and 2013 are unsecured, interest-free and settlement occurs in cash. Receivable from PAMCO is included as part of "Trade and other receivables" and is expected to be collected subsequently.

Nickel Ore Sale Agreement with PAMCO and Sojitz Corporation (Sojitz)

RTN supplies saprolite ore to PAMCO under a sale agreement, which shall continue to be valid and in effect until December 2015, wherein PAMCO appointed Sojitz as agent. PAMCO owns thirty-six percent (36%) and Sojitz owns four percent (4%) of the outstanding shares in the capital stock of RTN.

Nickel Ore Sale Agreement with SMM

On April 1, 2011, RTN, TMC, HMC, CMC and SMM entered into an agreement to supply nickel ore to the latter. The agreement shall be valid from April 2011 and shall continue to be valid and in effect until December 2015.

Nickel Ore Supply Agreement with CBNC

RTN entered into an agreement with CBNC to supply all of the limonite ore requirements for the Coral Bay HPP facility until the earlier of the cessation of operations at the Coral Bay HPP facility and exhaustion of the limonite ore reserves at the Rio Tuba mine. RTN has also entered into an agreement with CBNC to supply limestone and provide ancillary services to the Coral Bay HPAL facility. CBNC is the owner of the Coral Bay HPP facility. Receivable from CBNC is included as part of "Trade and other receivables" and is expected to be collected subsequently.

Nickel Ore Supply Agreement with THNC

TMC entered into an agreement with THNC, a Philippine Corporation, covering the sale of its ore products. Under the terms of the agreement, the base price of the ore products for a specific shipment shall be based on LME.



Service Agreements with CBNC

RTN entered into various service agreements with CBNC pertaining to tailings dam construction, materials handling and others.

Materials Handling Agreement with THNC

On October 7, 2013, TMC and THNC executed an agreement wherein TMC will render services related to the handling, hauling and transport of cargo for the latter. THNC shall compensate TMC based on the prices stipulated in the agreement which are determined on the basis of the weight of the cargo. Payment is collected within fifteen (15) days from receipt of TMC's billing.

b. Stockholder Agreements

THNC Stockholder's Agreement

On September 15, 2010, NAC, SMM and Mitsui executed a Stockholders Agreement, pursuant to which the parties formed a joint venture company, THNC, to build and operate a plant in Barangay Taganito, Claver, Surigao del Norte for the purpose of producing and selling nickel-cobalt mixed sulfide to be used in the production of electrolytic nickel and electrolytic cobalt.

Pursuant to the Stockholders Agreement, SMM granted THNC a non-exclusive license of technology owned by SMM to produce the products and has undertaken to provide technical assistance to THNC. The Parent Company has undertaken to cause TMC to supply THNC with nickel ore and limestone and to further cause TMC to make available to THNC the use of the land and infrastructure necessary for the production of the products while Mitsui shall assist THNC in procuring materials and equipment necessary for the mine's operations. The Stockholders Agreement shall terminate upon the dissolution of THNC.

In a separate agreement dated December 9, 2011, SMM, which also owns sixty-two and a half percent (62.5%) of THNC, agreed to assume Parent Company's obligation to make loans to, or guarantee the repayment of, THNC's loans obligations. The Parent Company, in consideration for this agreement, pays SMM an annual guarantee fee of one percent (1%) of THNC's outstanding loans obligation.

CBNC Stockholder Agreement

On July 1, 2002, RTN, along with the other stockholders of CBNC, agreed to make loans to CBNC or guarantee the repayment of CBNC's loans obligation in accordance with the financial requirements of CBNC, in proportion to their shareholding ratio in CBNC.

In a separate agreement dated October 22, 2002, SMM, which owns fifty-four percent (54%) of CBNC, agreed to assume RTN's obligation to make loans to, or guarantee the repayment of CBNC's loans obligations. RTN, in consideration for this agreement, pays SMM an annual guarantee fee of one percent (1%) of CBNC's outstanding loans obligation.

c. Other Agreements

Funding Commitment with SMM

RTN's long-term debt was incurred to complete infrastructure projects to support the development of the Coral Bay HPAL facility. These projects included the causeway, trestles and dolphins in the Rio Tuba foreshore and offshore areas (see Note 15).



Funding Commitment with THNC

TMC as owner/developer of TSEZ incurred a long-term debt to finance the construction of the pier facilities that will be utilized to support the operations of the Taganito HPAL facility. These projects included the jetty, dolphins, rubber fender, jettybollard and other pier facilities in the Taganito foreshore and offshore areas.

d. Compensation of Key Management Personnel

The Group considers as key management personnel all employees holding managerial positions up to the president. The short-term benefits of key management personnel of the Group in 2014, 2013 and 2012 amounted to about ₱235.1 million, ₱162.6 million and ₱145.8 million, respectively, inclusive of cost of share-based payment of ₱43.0 million, ₱10.4 million and ₱2.8 million, respectively. The post-employment benefits of key management personnel of the Group amounted to ₱2.9 million, ₱4.1 million, and ₱5.5 million in 2014, 2013, and 2012, respectively.

e. Lease Agreement

On March 18, 2013, the Group entered into a lease agreement with MEI for its office and parking space. The lease agreement is effective for a period of five (5) years starting May 15, 2013 and is renewable subject to negotiation of the terms and conditions and mutual agreement of both parties. Rent expense pertaining to the lease amounted to ₱19.2 million, ₱10.1 million and nil in 2014, 2013 and 2012, respectively.

Future minimum rent payable under the lease as at December 31, 2014 and 2013 are as follows:

	2014	2013
Within one (1) year	₱18,397	₱17,278
After one (1) year but not more than five (5) years	48,315	66,831
	₱66,712	₱84,109

f. Loan to EPI with Conversion Option

On August 22, 2014, the Parent Company and EPI executed a loan agreement amounting to ₱551.0 million which is to be drawn in two (2) tranches. The first and second tranche of the loan is ₱105.0 million and ₱446.0 million, respectively, with an interest rate of 2% p.a. The Parent Company may convert the entire second tranche loan into the shares of stock of EPI constituting fifty-five percent (55%) of the total issued and outstanding shares of EPI at any time before the lapse of three hundred sixty five (365) days after the drawdown of the entire second tranche loan. To secure the loan, EPI pledge its shares of stock in Occidental Mindoro Consolidated Power Corporation (OMCP) constituting one hundred percent (100%) of OMCP's issued and outstanding shares. The terms and conditions of the loan agreement are disclosed in Note 36a.



The table below shows the movement of the convertible loan as at December 31, 2014.

	2014
Undiscounted convertible loan	₱283,400
Less:	
Derivative asset (see Note 8)	5,508
Day 1 loss on initial recognition (see Note 28)	3,242
Carrying value on initial recognition	274,650
Add:	
Movement in day 1 loss (see Note 28)	1,119
Accretion of interest (see Note 27)	573
Net carrying value	₱276,342

32. Pension Liability

Under the existing regulatory framework, Republic Act (RA) 7641, *The Retirement Pay Law* requires a provision for retirement pay to qualified private sector employees in the absence of any retirement plan in the entity, provided however that the employee's retirement benefits under any collective bargaining and other agreements shall not be less than those provided under the law. The law does not require minimum funding of the plan.

The following tables summarize the pension liability and pension asset recognized in the consolidated statements of financial position:

	2014	2013
<i>Funded pension liabilities:</i>		
RTN	₱-	₱40,187
TMC	136,502	164,121
HMC	20,199	-
<i>Unfunded pension liabilities:</i>		
NAC	34,850	23,214
CMC	39,787	31,418
HMC	-	20,135
	₱231,338	₱279,075
<i>Funded pension asset:</i>		
RTN (see Note 13)	₱6,090	₱-



The following tables summarize the components of net pension costs recognized in the consolidated statements of income and the funded status and amounts recognized in the consolidated statements of financial position for the respective plans:

Changes in net defined benefit liability and fair value of plan assets in 2014, 2013 and 2012 are as follows:

	December 31, 2014													
	Net benefit cost in consolidated statements of income					Remeasurements in other comprehensive income								
	January 1, 2014	Current service cost	Net interest	Past service cost	Subtotal	Benefits paid	Return on plan assets (excluding amount included in net interest)	Actuarial changes arising from demographic adjustments	Actuarial changes arising from experience adjustments	Actuarial changes arising from financial assumptions	Effect of asset ceiling	Subtotal	Contributions	December 31, 2014
RTN	₱394,228	₱25,712	₱19,396	₱-	₱45,108	(₱34,344)	₱-	(₱230)	₱7,872	(₱28,655)	₱-	(₱21,013)	₱-	₱383,979
TMC	241,256	22,205	11,508	-	33,713	(8,618)	-	-	4,864	(21,869)	-	(17,005)	-	249,346
HMC	20,135	3,259	1,015	1,795	6,069	(1,093)	-	-	2,014	(2,725)	-	(711)	-	24,400
Defined benefit liability	655,619	51,176	31,919	1,795	84,890	(44,055)	-	(230)	14,750	(53,249)	-	(38,729)	-	657,725
RTN	(354,041)	-	(17,340)	-	(17,340)	34,344	(22,242)	-	-	-	-	(22,242)	(31,141)	(390,420)
TMC	(77,135)	-	(4,342)	-	(4,342)	8,618	(3,585)	-	-	-	-	(3,585)	(36,400)	(112,844)
HMC	-	-	(102)	-	(102)	-	-	-	-	(67)	-	(67)	(4,032)	(4,201)
Fair value of plan assets	(431,176)	-	(21,784)	-	(21,784)	42,962	(25,827)	-	-	(67)	-	(25,894)	(71,573)	(507,465)
RTN	-	-	-	-	-	-	-	-	-	-	351	351	-	351
TMC	-	-	-	-	-	-	-	-	-	-	-	-	-	-
HMC	-	-	-	-	-	-	-	-	-	-	-	-	-	-
Restrictions on asset recognized	-	-	-	-	-	-	-	-	-	-	351	351	-	351
RTN	40,187	25,712	2,056	-	27,768	-	(22,242)	(230)	7,872	(28,655)	351	(42,904)	(31,141)	(6,090)
TMC	164,121	22,205	7,166	-	29,371	-	(3,585)	-	4,864	(21,869)	-	(20,590)	(36,400)	136,502
HMC	20,135	3,259	913	1,795	5,967	(1,093)	-	-	2,014	(2,792)	-	(778)	(4,032)	20,199
Pension liability (asset)	₱40,187	₱25,712	₱2,056	₱-	₱27,768	₱-	(₱22,242)	(₱230)	₱7,872	(₱28,655)	₱351	(₱42,904)	(₱31,141)	(₱6,090)
Pension liability	₱184,256	₱25,464	₱8,079	₱1,795	₱35,338	(₱1,093)	(₱3,585)	₱-	₱6,878	(₱24,661)	₱-	(₱21,368)	(₱40,432)	₱156,701



December 31, 2013

	Net benefit cost in consolidated statements of income				Remeasurements in other comprehensive income							December 31, 2013
	January 1, 2013	Current service cost	Net interest	Subtotal	Benefits paid	Return on plan assets (excluding amount included in net interest)	Actuarial changes arising from changes in financial assumptions	Actuarial changes arising from experience adjustments	Effect of asset Ceiling	Subtotal	Contributions	
RTN	₱306,001	₱24,601	₱20,715	₱45,316	(₱20,691)	₱-	₱54,110	₱9,492	₱-	₱63,602	₱-	₱394,228
TMC	171,213	21,501	10,769	32,270	(5,206)	-	43,138	(159)	-	42,979	-	241,256
Defined benefit liability	477,214	46,102	31,484	77,586	(25,897)	-	97,248	9,333	-	106,581	-	635,484
RTN	(370,170)	-	(24,360)	(24,360)	20,691	19,798	-	-	-	19,798	-	(354,041)
TMC	(69,460)	-	(4,520)	(4,520)	5,206	1,639	-	-	-	1,639	(10,000)	(77,135)
Fair value of plan assets	(439,630)	-	(28,880)	(28,880)	25,897	21,437	-	-	-	21,437	(10,000)	(431,176)
RTN	7,183	-	487	487	-	-	-	-	(7,670)	(7,670)	-	-
TMC	-	-	-	-	-	-	-	-	-	-	-	-
Restrictions on asset recognized	7,183	-	487	487	-	-	-	-	(7,670)	(7,670)	-	-
RTN	(56,986)	24,601	(3,158)	21,443	-	19,798	54,110	9,492	(7,670)	75,729	-	40,187
TMC	101,753	21,501	6,249	27,750	-	1,639	43,138	(159)	-	44,619	(10,000)	164,121
Pension liability	₱44,767	₱46,102	₱3,091	₱49,193	₱-	₱21,437	₱97,248	₱9,333	(₱7,670)	₱120,348	(₱10,000)	₱204,308

December 31, 2012

	Net benefit cost in consolidated statements of income				Remeasurements in other comprehensive income							December 31, 2012	
	January 1, 2012	Current service cost	Net interest	Subtotal	Benefits paid	Return on plan assets (excluding amount included in net interest)	Actuarial changes arising from changes in demographic assumptions	Actuarial changes arising from changes in financial assumptions	Actuarial changes arising from experience adjustments	Effect of asset ceiling	Subtotal		Contributions
RTN	₱349,890	₱24,984	₱24,212	₱49,196	(₱33,034)	₱-	(₱6,177)	(₱71,123)	₱17,249	₱-	(₱60,051)	₱-	₱306,001
TMC	153,774	13,785	9,150	22,935	(3,772)	-	-	(7,614)	5,890	-	(1,724)	-	171,213
Defined benefit liability	503,664	38,769	33,362	72,131	(36,806)	-	(6,177)	(78,737)	23,139	-	(61,775)	-	477,214
RTN	(320,181)	-	(21,933)	(21,933)	33,034	(34,561)	-	-	-	-	(34,561)	(26,529)	(370,170)
TMC	(57,879)	-	(3,629)	(3,629)	3,772	(1,724)	-	-	-	-	(1,724)	(10,000)	(69,460)
Fair value of plan assets	(378,060)	-	(25,562)	(25,562)	36,806	(36,285)	-	-	-	-	(36,285)	(36,529)	(439,630)
RTN	-	-	-	-	-	-	-	-	-	7,183	7,183	-	7,183
TMC	-	-	-	-	-	-	-	-	-	-	-	-	-
Restrictions on asset recognized	-	-	-	-	-	-	-	-	-	7,183	7,183	-	7,183
RTN	29,709	24,984	2,279	27,263	-	(34,561)	(6,177)	(71,123)	17,249	7,183	(87,429)	(26,529)	(56,986)
TMC	95,895	13,785	5,521	19,306	-	(1,724)	-	(7,614)	5,890	-	(3,448)	(10,000)	101,753
Pension liability (asset)	₱29,709	₱24,984	₱2,279	₱27,263	₱-	(₱34,561)	(₱6,177)	(₱71,123)	₱17,249	₱7,183	(₱87,429)	(₱26,529)	(₱56,986)
Pension liability	₱95,895	₱13,785	₱5,521	₱19,306	₱-	(₱1,724)	₱-	(₱7,614)	₱5,890	₱-	(₱3,448)	(₱10,000)	₱101,753



Changes in unfunded pension liability as at December 31, 2014, 2013 and 2012 are as follows:

December 31, 2014										
Net benefit cost in consolidated statements of income					Remeasurements in other comprehensive income					December 31, 2014
January 1, 2014	Current service cost	Interest cost	Subtotal	Benefits paid	Actuarial changes arising from changes in demographic assumptions	Actuarial changes arising from changes in financial assumptions	Actuarial changes arising from experience adjustments	Subtotal		
NAC	₱23,214	₱14,447	₱1,117	₱15,564	₱-	₱1,373	(₱2,692)	(₱2,609)	(₱3,928)	₱34,850
CMC	31,418	3,685	1,480	5,165	(2,036)	(1,636)	(3,503)	10,379	5,240	39,787
Pension liability	₱54,632	₱18,132	₱2,597	₱20,729	(₱2,036)	(₱263)	(₱6,195)	₱7,770	₱1,312	₱74,637

December 31, 2013										
Net benefit cost in consolidated statements of income					Remeasurements in other comprehensive income					December 31, 2013
January 1, 2013	Current service cost	Interest cost	Subtotal	Benefits paid	Actuarial changes arising from changes in demographic assumptions	Actuarial changes arising from changes in financial assumptions	Actuarial changes arising from experience adjustments	Subtotal		
NAC	₱-	₱4,382	₱-	₱4,382	₱-	₱-	₱18,832	₱18,832	₱23,214	
CMC	24,986	2,943	1,579	4,522	(648)	(4,428)	5,794	1,192	2,558	
HMC	9,794	1,746	648	2,394	-	-	2,783	5,164	7,947	
Pension liability	₱34,780	₱9,071	₱2,227	₱11,298	(₱648)	(₱4,428)	₱8,577	₱25,188	₱29,337	

December 31, 2012										
Net benefit cost in consolidated statements of income					Remeasurements in other comprehensive income					December 31, 2012
January 1, 2012	Current service cost	Interest cost	Subtotal	Benefits paid	Actuarial changes arising from changes in demographic assumptions	Actuarial changes arising from changes in financial assumptions	Actuarial changes arising from experience adjustments	Subtotal		
CMC	₱20,614	₱2,494	₱1,237	₱3,731	(₱715)	₱-	(₱553)	₱1,908	₱1,355	₱24,985
HMC	10,847	1,979	671	2,650	(808)	(415)	(445)	(2,035)	(2,895)	9,794
Pension liability	₱31,461	₱4,473	₱1,908	₱6,381	(₱1,523)	(₱415)	(₱998)	(₱127)	(₱1,540)	₱34,779



The main categories of plan assets as a percentage of the fair value of total plan assets follow:

2014	RTN	TMC	HMC
Fixed income securities	59.58%	74.12%	64.95%
Investments in shares of stock	14.95%	4.67%	15.66%
Others	25.47%	21.21%	19.39%
	100.00%	100.00%	100.00%

2013	RTN	TMC	HMC
Fixed income securities	54.83%	80.49%	–
Investments in shares of stock	17.24%	5.94%	–
Others	27.93%	13.57%	–
	100.00%	100.00%	–

The overall expected rate of return on assets is determined based on the market expectations prevailing on that date, applicable to the period over which the obligation is to be settled.

The principal assumptions used in determining the pension asset (liability) for the Group's plans are shown below:

2014	NAC	RTN	TMC	HMC	CMC
Discount rate	5.68%	5.76%	5.41%	5.70%	5.39%
Expected salary increase rate	5.00%	5.00%	10.00%	5.00%	5.00%

2013	NAC	RTN	TMC	HMC	CMC
Discount rate	4.81%	6.40%	4.77%	5.04%	4.71%
Expected salary increase rate	5.00%	5.00%	10.00%	5.00%	5.00%

2012	NAC	RTN	TMC	HMC	CMC
Discount rate	–	6.77%	6.29%	6.62%	6.32%
Expected salary increase rate	–	5.00%	10.00%	5.00%	5.00%

Assumptions regarding future mortality rate are based on the 2001 CSO Table - Generational developed by the Society of Actuaries, which provides separate rates for males and females.

The sensitivity analysis below has been determined based on reasonably possible changes of each significant assumption on the defined retirement benefits liability as at the end of the reporting period, assuming all other assumptions were held constant:

	Increase (decrease)	2014	2013
Discount rates	+100 basis points	(P69,178)	(P68,433)
	-100 basis points	83,510	81,796
Salary increase rate	+100 basis points	P74,004	P72,534
	-100 basis points	(63,184)	(62,379)

As at March 27, 2015, the Group has not yet reasonably determined the amount of 2015 contributions to the retirement fund.



Shown below is the maturity analysis of the undiscounted benefit payments:

	2014	2013
Within the next twelve (12) months	₱89,746	₱36,433
Between two (2) and five (5) years	187,308	189,260
Between six (6) and ten (10) years	339,706	300,137
Total expected payments	₱616,760	₱525,830

The average duration of the pension liability as at December 31, 2014 and 2013 is 14.3 years and 11.8 years, respectively.

33. Income Taxes

The provision for current income tax shown in the consolidated statements of income includes the Regular Corporate Income Tax (RCIT) of HMC, TMC, RTN, CMC and LCSLC, Gross Income Tax (GIT) of TMC and RTN and Minimum Corporate Income Tax (MCIT) of NAC and CEXCI in 2014, RCIT of HMC, TMC, RTN, GIT of TMC and RTN and MCIT of NAC, CMC and LCSLC in 2013 and RCIT of HMC, TMC and RTN, GIT of TMC and RTN and MCIT of CMC and CEXCI in 2012, as follows:

	2014	2013	2012
TMC	₱1,623,117	₱345,837	₱399,002
RTN	1,287,084	321,338	424,336
HMC	736,995	487,825	428,994
CMC	585,702	7,819	11,936
LCSLC	24,668	111	-
NAC	7,899	6,574	-
CEXCI	3	-	2
	₱4,265,468	₱1,169,504	₱1,264,270

SNMRC and FEI were in a gross and net taxable loss positions in 2014, 2013 and 2012.

The reconciliation between the provisions for (benefit from) income tax computed at the statutory income tax rates and the provision for (benefit from) income tax at the effective income tax rates as shown in the consolidated statements of income follow:

	2014	2013	2012
Income tax at statutory rates from non-Philippine Export Zone Authority (PEZA) registered activities	₱7,444,358	₱1,785,374	₱1,899,359
Income tax at statutory rates from PEZA registered activities	448	(4,554)	4,729
Add (deduct) tax effects of: Dividend income exempt from income tax	(2,706,217)	(534,152)	(732,575)

(Forward)



	2014	2013	2012
Add (deduct) tax effects of:			
Gain on revaluation of AFS financial asset	(₱208,294)	₱-	₱-
Benefits from availment of optional standard deduction	(80,089)	(56,877)	(62,861)
Movements in deductible temporary differences for which deferred income taxes were recognized	(68,349)	(73,938)	(43,111)
Realized benefit from ESOP exercised	(65,505)	-	-
Interest income subjected to final tax	(47,373)	(46,249)	(63,248)
Application of unrecognized deferred income tax asset on net operating loss carry over (NOLCO)	-	(16,915)	-
Nondeductible expenses	17,029	13,032	169,550
Derecognized deferred income tax assets	-	-	188,184
Change in unrecognized deferred income tax assets	(530)	23,210	4,876
Expired NOLCO and excess of MCIT over RCIT	10,826	37,767	1,496
Others	(3,477)	(2,483)	(31,701)
Income tax at effective rates	₱4,292,827	₱1,124,215	₱1,334,698

The components of the Group's net deferred income tax assets and liabilities follow:

	2014	2013
Deferred income tax assets:		
NOLCO	₱83,502	₱135,139
Allowance for:		
Inventory losses	46,097	112,276
Impairment losses on property and equipment and deferred mine exploration costs	31,053	1,507
Impairment losses on trade and other receivables	8,482	8,903
Impairment losses on advances to claimowners	-	4,947
Pension liability	74,689	83,722
Valuation gains on AFS financial assets	(59,376)	(36,727)
Unrealized foreign exchange gains - net	(37,280)	(23,918)
Provision for mine rehabilitation and decommissioning	36,100	25,123

(Forward)



	2014	2013
Excess of MCIT over RCIT	₱14,474	₱26,330
Costs of share-based payment plan	13,308	3,028
Deferred income	3,790	3,999
Undepleted asset retirement obligation	(11,760)	(1,827)
Accrued SDMP costs	174	1,003
Others	4,714	938
	₱207,967	₱344,443
Deferred income tax liabilities:		
Long-term stockpile inventory	₱286,067	₱351,029
Asset revaluation surplus	101,022	104,409
Share in cumulative translation adjustment (see Note 11)	33,961	30,790
	₱421,050	₱486,228

The Group did not recognized deferred income tax asset on the following temporary differences since the management believes that it is not probable that sufficient taxable profit will be available against which the benefits of the deferred income tax assets can be utilized in the future.

	2014	2013
NOLCO	₱77,025	₱79,892
Allowance for impairment losses	19,089	19,087
Excess of MCIT over RCIT	5	132
Others	20	14
	₱96,139	₱99,125

As at December 31, 2014 and 2013, the Group, except for FEI, has NOLCO and excess of MCIT over RCIT that can be claimed as deduction from future taxable income and income tax liabilities, respectively, as follows:

Year Incurred	Year of Expiration	NOLCO		Excess of MCIT over RCIT	
		2014	2013	2014	2013
2014	2017	₱30,861	₱-	₱7,902	₱-
2013	2016	24,337	27,253	6,575	14,503
2012	2015	299,421	402,125	2	11,938
2011	2014	-	99,994	-	21
		₱354,619	₱529,372	₱14,479	₱26,462

As at December 31, 2014 and 2013, FEI has NOLCO that can be claimed as deduction from future taxable income as follows:

Year Incurred	Year of Expiration	NOLCO	
		2014	2013
2013	2018	₱272	₱272
2012	2017	267	267
2011	2016	208	208
2009	2014	-	238
		₱747	₱985



Movements in NOLCO are as follow:

	2014	2013
Balances at January 1	₱530,357	₱1,291,186
Additions	30,861	27,525
Applications	(169,834)	(90,811)
Expirations	(36,018)	(697,543)
Balances at December 31	₱355,366	₱530,357

Movements in excess of MCIT over RCIT are as follow:

	2014	2013
Balances at January 1	₱26,462	₱11,959
Additions	7,902	14,503
Applications	(19,864)	–
Expirations	(21)	–
Balances at December 31	₱14,479	₱26,462

34. Financial Risk Management Objectives and Policies and Capital Management

The Group's main financial instruments are cash and cash equivalents, AFS financial assets and long-term debt. The main purpose of these financial instruments is to raise funds and maintain continuity of funding and financial flexibility for the Group. The Group has various other financial assets and liabilities such as trade and other receivables, derivative asset and short-term cash investment which are under "Prepayments and other current assets", cash held in escrow, MRF, SDMP fund and long-term negotiable instrument under "Other noncurrent assets" and trade and other payables, which arise directly from its operations and investing activities.

The main risks arising from the Group's financial instruments are credit risk, liquidity risk and market risk. The BOD reviews and approves policies for managing each of these risks and they are summarized below.

Credit Risk

Credit risk is the risk that a counterparty will not meet its obligations under a financial instrument or customer contract, leading to a financial loss. The Group is exposed to credit risk from its operating activities (primarily for trade receivables) and from its investing activities, including deposits with banks and financial institutions, foreign exchange transactions and other financial instruments.

The Group trades only with recognized, reputable and creditworthy third parties and/or transacts only with institutions and/or banks which have demonstrated financial soundness. It is the Group's policy that all customers who wish to trade on credit terms are subject to credit verification procedures. In addition, receivable balances are monitored on an ongoing basis with the result that the Group's exposure to bad debts is not significant. Except for the impaired trade and other receivables, the Group assessed the loans and receivables as collectible and in good standing.



In managing credit risk on investments, capital preservation is paramount. The Group transacts only with recognized and creditworthy counterparties. For investments in debt instruments, funds are invested in highly recommended, creditworthy debt instruments that provides satisfactory interest yield and capital appreciation. Investments in foreign and local equity funds are made in mutual funds with investments in A-rated companies with good dividend track record as well as capital appreciation. The investment portfolio mix between debt and equities is reviewed regularly by the Chief Finance Officer.

Since the Group trades only with recognized third parties, there is no requirement for collateral.

Credit Risk Exposure

With respect to credit risk arising from cash and cash equivalents, trade and other receivables, AFS financial assets, derivative asset and short-term cash investment under “Prepayments and other current assets” and cash held in escrow, MRF, SDMP fund and long-term negotiable instrument under “Other noncurrent assets”, the Group’s exposure to credit risk arises from default of the counterparty, with a maximum exposure equal to the carrying amount of these instruments.

Credit Quality and Aging Analyses of Financial Assets

The credit quality and aging analysis of the Group’s financial assets as at December 31, 2014 and 2013 are summarized in the following tables:

2014	Neither Past Due Nor Impaired (High)	Past Due But Not Impaired (30-180 days)	Past Due and Individually Impaired	Total
Cash and cash equivalents	₱13,550,570	₱–	₱–	₱13,550,570
Cash with banks	1,217,979	–	–	1,217,979
Short-term cash investments	12,332,591	–	–	12,332,591
Trade and other receivables	1,205,179	107,736	34,249	1,347,164
Trade	756,101	98,817	25,058	879,976
Notes receivable	276,342	–	–	276,342
Receivable from CBNC	30,443	8,919	–	39,362
Interest receivable	24,723	–	–	24,723
Amounts owed by related parties	4,493	–	–	4,493
Others	113,077	–	9,191	122,268
Prepayments and other current assets	205,508	–	–	205,508
Short-term cash investment	200,000	–	–	200,000
Derivative asset	5,508	–	–	5,508
AFS financial assets	2,804,429	–	–	2,804,429
Quoted debt securities	2,104,285	–	–	2,104,285
Quoted equity securities	506,028	–	–	506,028
Unquoted equity securities	194,116	–	–	194,116
Other noncurrent assets	277,490	–	–	277,490
MRF	182,431	–	–	182,431
Cash held in escrow	45,112	–	–	45,112
Long-term negotiable instrument	30,000	–	–	30,000
SDMP fund	19,947	–	–	19,947
	₱18,043,176	₱107,736	₱34,249	₱18,185,161



2013	Neither Past Due Nor Impaired (High)	Past Due But Not Impaired (30-180 days)	Past Due and Individually Impaired	Total
Cash and cash equivalents	₱10,226,439	₱-	₱-	₱10,226,439
Cash with banks	4,973,946	-	-	4,973,946
Short-term cash investments	5,252,493	-	-	5,252,493
Trade and other receivables	750,745	-	38,943	789,688
Trade	628,418	-	26,150	654,568
Receivable from CBNC	50,049	-	-	50,049
Interest receivable	11,635	-	-	11,635
Amounts owed by related parties	9,212	-	-	9,212
Others	51,431	-	12,793	64,224
AFS financial assets	2,438,938	-	-	2,438,938
Quoted debt securities	1,207,033	-	-	1,207,033
Quoted equity securities	313,161	-	-	313,161
Unquoted equity securities	918,744	-	-	918,744
Other noncurrent assets	237,584	-	-	237,584
MRF	125,467	-	-	125,467
Cash held in escrow	65,118	-	-	65,118
Long-term negotiable instrument	30,000	-	-	30,000
SDMP fund	16,999	-	-	16,999
	₱13,653,706	₱-	₱38,943	₱13,692,649

Credit Quality of Financial Assets

The credit quality of financial assets is managed by the Group using credit ratings and is classified into three: High grade, which has no history of default; Standard grade, which pertains to accounts with history of one or two defaults; and Substandard grade, which pertains to accounts with history of at least three (3) payment defaults.

Accordingly, the Group has assessed the credit quality of the following financial assets classified as neither past due nor impaired:

- Cash and cash equivalents, short-term cash investment, cash held in escrow, MRF and SDMP fund are placed in various foreign and local banks. Material amounts are held by local banks, as approved by the BOD, that have good reputation and low probability of insolvency. The rest are held by various foreign banks having a Standard and Poor's credit rating of at least A. Management assesses the quality of these assets as high grade.
- Trade receivables, notes receivable, receivable from CBNC, and derivative asset pertain to receivables from customers or related parties which have good financial capacity and with which the Group has already established a long outstanding and good business relationship. Management assesses the quality of these assets as high grade. Trade and other receivables not foreseen to be collected are classified as substandard grade.
- Interest receivables derived from short-term cash investments and cash held in escrow placed in various foreign and local banks with S&P credit rating of at least A and with low probability of insolvency, respectively, are assessed as high grade. Interest receivable from long term AFS debt securities and long term negotiable instrument are also assessed as high grade since these are invested in companies with good reputation and sound financial condition.



- Amounts owed by related parties are advances that are due and demandable. The related parties are operating firms capable of repaying the amount due. Management assesses the quality of these assets as high grade.
- Management assesses the quality of other receivables as standard grade since amounts are settled after due date.
- AFS financial assets in debt and equity securities are investments that can be traded and from companies with good financial capacity, making the investment secured and realizable. Management assesses the quality of these assets as high grade.
- Long-term negotiable instrument is an investment placed in a local bank with good financial capacity and with low probability of insolvency. Management assessed the quality of this asset as high grade.

Liquidity Risk

Liquidity risk arises from the possibility that the Group may encounter difficulties in raising funds to meet commitments from financial instruments.

The Group's objective is to maintain sufficient funding to finance its exploration and mining activities through internally generated funds and advances from related parties. The Group considers its available funds and its liquidity in managing its long-term financial requirements. For its short-term funding, the Group's policy is to ensure that there are sufficient capital inflows to match repayments of short-term debt.

The tables below summarize the maturity profile of the Group's financial liabilities as at December 31, 2014 and 2013 based on contractual undiscounted payments.

2014	On Demand	Less Than Three (3) Months	Three (3) to Twelve (12) Months	More Than One (1) Year	Total
Trade and other payables					
Trade	₱228,897	₱380,139	₱105,976	₱-	₱715,012
Accrued expenses	196,723	85,400	30,837	-	312,960
Interest payable	6,309	-	-	-	6,309
Amounts owed to a related party	-	-	2,520	-	2,520
Retention payable	446	118	-	-	564
Others	11,128	2,550	129	-	13,807
Long-term debt					
Principal	-	20,034	98,295	1,313,203	1,431,532
Interest	-	-	24,078	444,079	468,157
	₱443,503	₱488,241	₱261,835	₱1,757,282	₱2,950,861



2013	On Demand	Less Than Three (3) Months	Three (3) to Twelve (12) Months	More Than One (1) Year	Total
Trade and other payables					
Trade	₱282,441	₱179,385	₱21,816	₱-	₱483,642
Accrued expenses	35,371	105,761	100,090	-	241,222
Interest payable	6,959	-	-	-	6,959
Amounts owed to a related party	-	-	2,016	-	2,016
Retention payable	34,168	-	-	-	34,168
Others	-	11,698	-	-	11,698
Long-term debt					
Principal	-	19,889	97,580	1,421,128	1,538,597
Interest	-	-	25,141	481,592	506,733
	₱358,939	₱316,733	₱246,643	₱1,902,720	₱2,825,035

The tables below summarize the maturity profile of the Group's financial assets used to manage the liquidity risk of the Group as at December 31, 2014 and 2013.

2014	On Demand	Less Than Three (3) Months	Three (3) to Twelve (12) Months	More Than One (1) Year	Total
Cash and cash equivalents					
Cash on hand and with banks	₱1,229,212	₱-	₱-	₱-	₱1,229,212
Short-term cash investments	12,332,591	-	-	-	12,332,591
Trade and other receivables					
Trade	753,196	113,252	13,528	-	879,976
Notes receivable	-	-	276,342	-	276,342
Receivable from CBNC	8,919	30,443	-	-	39,362
Interest receivable	24,723	-	-	-	24,723
Amounts owed by related parties	4,493	-	-	-	4,493
Others	122,268	-	-	-	122,268
Prepayments and other current assets					
Short-term cash investment	200,000	-	-	-	200,000
Derivative asset	-	-	5,508	-	5,508
AFS financial assets					
Quoted debt securities	2,104,285	-	-	-	2,104,285
Quoted equity securities	506,028	-	-	-	506,028
Unquoted equity securities	194,116	-	-	-	194,116
Other noncurrent assets					
MRF	182,431	-	-	-	182,431
Cash held in escrow	45,112	-	-	-	45,112
Long-term negotiable instrument	-	-	-	30,000	30,000
SDMP fund	19,947	-	-	-	19,947
	₱17,727,321	₱143,695	₱295,378	₱30,000	₱18,196,394



2013	On Demand	Less Than Three (3) Months	Three (3) to Twelve (12) Months	More Than One (1) Year	Total
Cash and cash equivalents					
Cash on hand and with banks	₱4,981,843	₱-	₱-	₱-	₱4,981,843
Short-term cash investments	5,252,493	-	-	-	5,252,493
Trade and other receivables					
Trade	525,178	74,857	22,042	32,491	654,568
Receivable from CBNC	50,049	-	-	-	50,049
Interest receivable	11,635	-	-	-	11,635
Amounts owed by related parties	9,212	-	-	-	9,212
Others	50,091	2,729	154	11,250	64,224
AFS financial assets					
Quoted debt securities	1,207,033	-	-	-	1,207,033
Quoted equity securities	313,161	-	-	-	313,161
Unquoted equity securities	918,744	-	-	-	918,744
Other noncurrent assets					
MRF	125,467	-	-	-	125,467
Cash held in escrow	65,118	-	-	-	65,118
Long-term negotiable instrument	-	-	-	30,000	30,000
SDMP fund	16,999	-	-	-	16,999
	₱13,527,023	₱77,586	₱22,196	₱73,741	₱13,700,546

Market Risk

Market risk is the risk of loss to future earnings, to fair values or to future cash flows that may result from changes in the price of a financial instrument. The value of a financial instrument may change as a result of changes in foreign currency exchange rates, commodity prices, interest rates, equity prices and other market changes.

Foreign Currency Risk

Foreign currency risk is the risk that the fair value or future cash flows of a financial instrument will fluctuate because of changes in foreign currency exchange rates.

Transactions with companies outside the Philippines and with CBNC and THNC for the sale of saprolite and limonite ore are carried out with currencies that management believes to be stable such as the US\$.

The Group has transactional currency exposures. Such exposure arises from cash and cash equivalents, trade and other receivables, AFS financial assets, trade and other payables and long-term debt. The Group did not seek to hedge the exposure on the change in foreign exchange rates between the US\$ and the Philippine peso. The Group does not generally believe that active currency hedging would provide long-term benefits to stockholders.

To mitigate the effects of foreign currency risk, the Group ensures timely follow-up and accelerates the collection of foreign currency-denominated receivables and the settlement of foreign currency-denominated payables and loans, whenever practicable. Also, foreign exchange movements are monitored on a daily basis.



The Group's foreign currency-denominated financial assets and liabilities and their Philippine peso equivalents as at December 31, 2014 and 2013 are as follows:

	2014		2013	
	US\$ Amount	Peso Equivalent	US\$ Amount	Peso Equivalent
Financial assets:				
Cash and cash equivalents	\$150,412	₱6,726,410	\$59,395	₱2,636,863
Trade and other receivables	17,337	775,323	11,526	538,074
AFS financial assets	18,591	831,384	17,063	757,510
	\$186,340	₱8,333,117	\$87,984	₱3,932,447
Financial liabilities:				
Trade and other payables	\$1,518	₱67,880	\$1,434	₱63,422
Long-term debt	32,011	1,431,532	34,657	1,538,598
	\$33,529	₱1,499,412	\$36,091	₱1,602,020

The exchange rate used for conversion of US\$1.00 to peso equivalent was ₱44.72 and ₱44.40 as at December 31, 2014 and 2013, respectively.

The sensitivity of all the Group's financial instruments to a reasonably possible change in the exchange rate, with all other variables held constant, in the Group's income before income tax (due to changes in fair value of monetary assets and liabilities) as at December 31, 2014 and 2013 follows:

	Peso Weakens (Strengthens)	Sensitivity to pretax income
2014	₱0.65 (0.50)	₱99,327 (76,405)
2013	₱0.70 (0.55)	₱36,325 (28,541)

There is no other impact on the Group's equity other than those already affecting the consolidated statements of income.

Interest Rate Risk

The Group's exposure to the risk of changes in market interest rate relates to AFS quoted fixed and floating debt instruments and floating-rate long-term debt.

Floating rate instruments expose the Group to cash flow interest rate risk, whereas, fixed interest rate instruments expose the Group to fair value risk. The Group regularly monitors the market interest rate movements and manages its interest rate risks by using a mix of fixed and variable rates.



The following tables set out the carrying amount, by maturity, of the Group's financial instrument that is exposed to cash flow interest rate risk:

2014	<1 year	1-5 years	>5 years	Total
Floating rate (LIBOR plus 2% spread) - long-term debt	₱118,329	₱413,213	₱899,990	₱1,431,532
2013	<1 year	1-5 years	>5 years	Total
Floating rate (LIBOR plus 2% spread) - long-term debt	₱117,469	₱527,679	₱893,449	₱1,538,597

Management believes that cash generated from operations is sufficient to pay for its obligations under the loan agreements as they fall due. As at December 31, 2014 and 2013, the interest on the Group's long-term debt is repriced on a 180-day basis.

The sensitivity to a reasonably possible change in the interest rate (in basis points), with all other variables held constant, in the Group's income before income tax and equity as at December 31, 2014 and 2013 are as follows:

	Change in interest rate (in basis points)	Sensitivity to income before income tax	Sensitivity to equity
December 31, 2014			
AFS financial assets	+100		(₱21,043)
	-100		21,043
Long-term debt	+100	(₱14,315)	
	-100	14,315	
December 31, 2013			
AFS financial assets	+100		(₱37,923)
	-100		37,923
Long-term debt	+100	(₱15,386)	
	-100	15,386	

The impact on the Group's income before income tax is caused by changes in the interest of the floating-rate long-term debt, while the impact on the Group's equity is caused by the changes in the market value of AFS quoted debt due to interest rate movements. The impact on the Group's equity excludes the impact on transactions affecting the consolidated statement of income.

Equity Price Risk

Equity price risk is the risk to earnings or capital arising from changes in stock prices relating to its quoted equity securities. The Group's exposure to equity price risk relates primarily to its AFS financial assets on various stocks of listed companies.

The Group's policy is to maintain the risk to an acceptable level. Movement of share price is monitored regularly to determine impact on its financial position.



The table shows the sensitivity to a reasonably possible change in equity prices of AFS quoted equity instruments as at December 31, 2014 and 2013, except equity-linked investments.

The equity impact is arrived using the reasonably possible change of the relevant market indices and the specific adjusted beta of each stock the Group holds. Adjusted beta is the forecasted measure of the volatility of a security or a portfolio in comparison to the market as a whole.

	Average change in market indices (in percentage)	Sensitivity to equity
2014	12.39%	₱6,269
	-12.39%	(6,269)
2013	22.23%	₱18,393
	-22.23%	(18,393)

The stocks of the AFS financial assets are traded in the following markets: Hang Sheng Index, Luxembourg Stock Market, PSE and Standard & Poor's 500.

Capital Management

The Group considers its equity as capital. Its primary objective in capital management is to maintain a strong credit rating in order to support its business and maximize shareholder value.

The Group manages its capital structure and makes adjustments to it, in light of changes in economic conditions. To maintain or adjust the capital structure, the Group may issue new shares or declare dividend payments to shareholders. No changes were made in the objectives, policies or processes during the years ended December 31, 2014 and 2013.

The Group monitors capital using the debt-to-equity ratio, which is total liabilities divided by equity. The Group's policy is to keep the debt-to-equity ratio to not more than 1:1. Total liabilities include trade and other payables, income tax payable, deferred income, long-term debt, provision for mine rehabilitation and decommissioning, deferred income tax liabilities - net and pension liability.

The Group considers the following as capital:

	2014	2013
Capital stock	₱1,272,495	₱1,266,780
Stock dividends distributable	632,648	—
Additional paid-in capital	8,273,655	8,151,603
Net valuation gains on AFS financial assets	171,322	99,506
Cost of share-based payment plan	47,060	49,524
Asset revaluation surplus	33,246	33,629
Share in cumulative translation adjustment	82,154	140,201
Retained earnings:		
Appropriated	1,000,000	1,000,000
Unappropriated	15,673,051	9,748,905
NCI	3,716,715	4,721,640
	₱30,902,346	₱25,211,788



The table below shows the Group's debt-to-equity ratio as at December 31, 2014 and 2013.

	2014	2013
Total liabilities (a)	₱4,281,562	₱3,701,740
Equity (b)	30,902,346	25,211,788
Debt-to-equity ratio (a/b)	0.14:1	0.15:1

35. Financial Instruments

The following method and assumptions were used to estimate the fair value of each class of financial instruments for which it is practicable to estimate such values:

Cash and Cash Equivalents and Short-term Cash Investment

The carrying amount of cash and cash equivalents and short-term cash investment approximate their fair values due to the short-term nature and maturity of these financial instruments.

Trade and Other Receivables, Derivative Asset and Trade and Other Payables

Similarly, the carrying amounts of trade and other receivables, derivative asset and trade and other payables approximate their fair values due to the short-term nature of these accounts.

Cash held in Escrow, MRF, SDMP Fund and Long-term Negotiable Instrument

The carrying amount of cash held in escrow, SDMP fund and MRF approximate their fair values since they are restricted cash with banks, which earns interest based on prevailing market rates repriced monthly. The long-term negotiable instrument also approximates its fair value since it earns interest based on long-term cash investment rate.

AFS Financial Assets

The fair values were determined by reference to market bid quotes as at the end of the reporting period. For unquoted equity securities for which no reliable basis of fair value measurement is available, these are carried at cost, less any impairment losses.

Long-term Debt

The fair values of long-term debt is based on the present value of future cash flows discounted using applicable risk free rates for similar types of loans adjusted for credit risk.

Fair Value Hierarchy

The Group uses the following hierarchy for determining and disclosing the fair value by valuation technique:

- Quoted prices in active markets for identical asset or liability (Level 1);
- Those involving inputs other than quoted prices included in Level 1 that are observable for the asset or liability; either directly (as prices) or indirectly (derived from prices; Level 2); and
- Those inputs for assets or liability that are not based on observable market data (unobservable inputs; Level 3).



	2014			2013		
	Level 1	Level 2	Level 3	Level 1	Level 2	Level 3
Asset measured at fair value:						
<i>AFS financial assets</i>						
Quoted debt securities	₱2,104,285	₱-	₱-	₱1,207,033	₱-	₱-
Quoted equity securities	506,028	-	-	313,161	-	-
	2,610,313	-	-	1,520,194	-	-
Liability for which fair value is disclosed:						
Long-term debt	-	-	1,165,857	-	-	1,207,981
	₱2,610,313	₱-	(₱1,165,857)	₱1,520,194	₱-	(₱1,207,981)

As at December 31, 2014 and 2013, the fair value of the quoted debt and equity securities is the quoted market price at the close of the business (Level 1).

As at December 31, 2014 and 2013, there were no transfers between Level 1 and Level 2 fair value measurements and no transfers into and out of Level 3 fair value measurements.

36. Significant Agreements

a. Loan Agreement with EPI

On August 22, 2014, the Parent Company and EPI executed a loan agreement amounting to ₱551.0 million which is to be drawn in two (2) tranches. The first and second tranche of the loan is ₱105.0 million and ₱446.0 million, respectively, with an interest rate of 2% p.a.

The loan agreement states that EPI shall pay interest on all outstanding amounts of the first tranche loan and on the second tranche loan at the rate of 2% p.a., payable on the first tranche repayment date for the first tranche loan and on the second tranche repayment date for the second tranche loan.

The proceeds of the first tranche loan shall be used by EPI to fund activities preparatory to drilling and for the drilling of the initial two (2) wells under the Montelago Geothermal Project, while the second tranche loan shall be used to fund the drilling costs and related activities (to include slim or other test holes) on the said initial two (2) wells.

The Parent Company may convert the entire second tranche loan, and not any smaller portion thereof, into shares of stock of EPI constituting fifty five percent (55%) of its total issued and outstanding shares, at any time before the lapse of three hundred sixty five (365) days after drawdown of the entire second tranche loan (the Conversion Period). The Parent Company may exercise such right of conversion by serving notice in writing to EPI (the Conversion Notice) within the Conversion Period. Upon receipt of a Conversion Notice, EPI shall issue such number of its shares taken from its authorized but unissued shares which, upon issuance, shall constitute fifty five percent (55%) of the issued and outstanding shares of stock of EPI.

For and to secure the loan and the notes covering the same, EPI pledged its shares of stock in OMCP consisting one hundred percent (100%) of OMCP's issued and outstanding shares, executed and delivered a Pledge Agreement covering the said shares.

During 2014, the first tranche loan in the amount of ₱105.0 million and forty percent (40%) of the second tranche loan in the amount of ₱178.4 million were already released to EPI. The carrying value of the Parent Company's notes receivable from EPI as at December 31, 2014 amounted to ₱276.3 million.



b. Throughput Agreements

THNC

On October 4, 2010, TMC and THNC executed a Throughput Agreement wherein TMC will construct the pier facilities within the TSEZ pursuant to its role as Developer. The TSEZ is located within the Surigao Mineral Reservation, an area declared for mineral development pursuant to Proclamation 391, under the supervision of the DENR that issued an "Order to Use Offshore Area" dated September 20, 2010 to TMC for the use of such portion of the Surigao Mineral Reservation for the construction of the pier facilities. In relation to this, THNC entered into a Registration Agreement with the PEZA to construct and operate a mineral processing plant within the TSEZ as an Ecozone Export Enterprise.

Under the agreement, TMC will make available the pier facilities and provide certain services to THNC in consideration for usage fees and service fees to be paid by the latter starting April 2011 until 2031, unless terminated earlier. The usage fee amounted to US\$1.4 million for each semi-annual period to be paid on or before October 10 and April 10.

THNC also agrees to pay service fee that will be agreed upon by both parties which shall be billed on a monthly basis.

Prior to the commencement date, THNC may also request TMC to use any part of the constructed pier facilities, which is ready for use, upon payment of reasonable compensation which shall be mutually agreed by TMC and THNC.

In 2014, 2013 and 2012, service revenues from usage of pier facilities of TMC amounted to ₱124.6 million, ₱119.3 million and ₱119.0 million, respectively (see Note 31).

CBNC

Under the agreement, CBNC shall pay RTN the price which consists of all its direct costs for the pier facilities which includes but not limited to, financial costs, maintenance costs and tax as well as indirect costs directly used for the pier facilities and the services as agreed by the parties. CBNC shall pay to RTN in US\$, as a part of such financial costs, the amounts to be paid by RTN to SMM such as interests and loan repayments pursuant to the Omnibus Agreement made and entered into by and between RTN and SMM. The agreement shall continue for twenty-five (25) years after November 25, 2002 unless terminated earlier.

c. Memorandum of Understanding (MOU)

On September 14, 2009, the Parent Company and TMC entered into a MOU with SMM. Pursuant to the terms thereof, the Parent Company and SMM will move ahead on a joint venture basis to build a nickel-cobalt processing plant (the Project) using the HPAL technology to be located within the TMC's mine in Surigao del Norte, while TMC will supply low-grade nickel ore to the plant over the life of the Project. The estimated cost of the Project is US\$1,420.0 million, which further increased to US\$1,590.0 million, over a three-year construction period, which started in the last quarter of 2010. The plant will have an annual capacity of 51,000 dry metric tons of mixed nickel - cobalt sulfide over an estimated 30-year project life. The MOU provides that the equity share of the Parent Company and SMM shall be 20%-25% and 75%-80%, respectively.

Following the MOU is the Taganito HPAL Stockholders Agreement (the Agreement) entered into by the Parent Company, SMM and Mitsui, on September 15, 2010 stating that the Project will be undertaken by THNC, a company that will be jointly owned by the Parent Company, SMM and Mitsui with equity interest of 22.5%, 62.5% and 15.0%, respectively. Pursuant to



the Agreement, SMM granted THNC a non-exclusive license of technology owned by SMM to produce the products and has undertaken to provide technical assistance to THNC. The Parent Company has undertaken to cause TMC to supply THNC with nickel ore and limestone and to further cause TMC to make available to THNC the use of the land and infrastructure necessary for the production of the products while Mitsui shall assist THNC in procuring materials and equipment necessary for the mine's operations.

It also sets forth the respective rights and obligations of the Parent Company, SMM and Mitsui, including their responsibilities in respect of financing the US\$1,420.0 million, which further increased to US\$1,590.0 million, project investment that will be undertaken by THNC.

The agreement shall terminate upon the dissolution of THNC.

On November 20, 2012, the Parent Company, SMM and Mitsui made additional investment of US\$287.2 million in the form of loans to THNC. SMM had agreed to substitute for the Parent Company to make these loans for which the Parent Company pays guarantee service fee.

On August 4, 2014 and October 4, 2013, the Parent Company, SMM and Mitsui agreed to extend another loans to THNC amounting to US\$117.7 million to cover the latter's working capital requirement and US\$90.0 million for the construction of the tailings dam, respectively.

d. Sales Agreements

Nickel Ore Sale Agreement with PAMCO and Sojitz (see Note 31a)

Nickel Ore Supply and Service Agreement with CBNC (see Note 31a)

Nickel Ore Supply Agreement with THNC (see Note 31a)

Nickel Ore Sale Agreement with SMM (see Note 31a)

Nickel Ore Supply Agreements with Chinese customers

HMC, CMC, RTN and TMC have ore supply agreements with a number of Chinese customers, each for a fixed tonnage at specific nickel grades and iron content.

The fixed tonnage of ore is generally the volume of expected delivery within a few months. Sale of ore to Chinese customers amounted to ₱15.6 billion, ₱7.4 billion and ₱7.4 billion for the years ended December 31, 2014, 2013 and 2012, respectively.

Nickel Ore Supply Agreement with Queensland Nickel Pty Ltd (QNI)

CMC entered into an agreement with QNI covering the sale of CMC's ore products at a fixed tonnage and specific nickel grade and iron content. Sale of ore to QNI amounted to ₱198.6 million in 2014 and nil in 2013 and 2012.

Materials Handling Agreement with THNC (see Note 31a)



e. Mining Agreements

i. *MPSA*

RTN

On June 4, 1998, the Government approved the conversion of RTN's Mining Lease Contracts under the old mining regime into an MPSA with the Government pursuant to the Philippine Mining Act of 1995. The MPSA allows RTN to explore, develop and continue mining operations for nickel ore within the Contract Area covering 990 hectares in the Municipality of Bataraza, southern Palawan Island. Under RTN's Environmental Compliance Certificate (ECC), however, 144 hectares of the Contract Area are excluded from mining operations, being located within an area classified as "core zone" where mining is prohibited under current regulations of the Palawan Council for Sustainable Development (PCSD).

On April 28, 2005, RTN and the Government entered into a second MPSA covering 85 hectares in the Municipality of Bataraza, which allows RTN to mine limestone in Sitio Gotok. Limestone being mined by RTN pursuant to this second MPSA is being sold to CBNC and used at the Coral Bay HPAL plant.

Under both MPSAs, RTN pays a two percent (2%) excise tax on gross revenues as provided in the Philippine National International Revenue Code as the Government's share in its output. Both MPSAs are valid for twenty five (25) years from issuance and renewable for another term of not more than twenty-five (25) years at the option of RTN, with approval from the Government.

On June 20, 2003, RTN submitted an Application for MPSA covering previously approved Mining Lease Contracts over an area of 4,274 hectares within the Municipalities of Bataraza and Rizal. Most of the contract area is within the core zone and the application is pending. On May 30, 2008, the PCSD issued a resolution interposing no objections to the revision by the Municipality of Bataraza of its Environmentally Critical Areas Network map that, among others, seeks to reclassify the core zone within the Contract Area into a mineral development area. The reclassification was approved by the Municipal Development Council of the Municipality of Bataraza on November 18, 2009, and subsequently approved by the Provincial Board on January 5, 2010. As at December 31, 2014, RTN is awaiting for the Strategic Environmental Plan clearance from PCSD as a requirement in obtaining ECC approval from DENR. The processing of the Application for MPSA by the MGB is consequently under way.

HMC

Tagana-an Nickel Project

On July 25, 2008, the Government approved the conversion of HMC's Mining Lease Contract into an MPSA, which allows HMC to explore, develop and continue mining operations for nickel ore within the Contract Area covering 773.77 hectares in the Municipality of Tagana-an, Surigao del Norte. Under the MPSA, HMC pays the Government a two percent (2%) excise tax and a five percent (5%) royalty on gross revenues, as the Contract Area is within the Surigao Mineral Reservation. The MPSA is valid for twenty-five (25) years from issuance and renewable at the option of HMC, with approval from the Government.



Manicani Nickel Project

On August 13, 1992, HMC and the Government entered into an MPSA, which allows HMC to explore, develop and mine nickel ore within the Contract Area covering 1,165 hectares in Manicani Island, Municipality of Guian, Eastern Samar. Under the MPSA, HMC shall pay the Government a two percent (2%) excise tax, a one percent (1%) royalty and ten percent (10%) of its net revenues, defined as gross revenues less all cost items that are deductible for income tax purposes. The MPSA is valid for twenty-five (25) years from issuance and renewable at the option of HMC, with approval from the Government.

On August 2, 2004, the Regional Panel of Arbitrators of the MGB recommended the cancellation of the MPSA as a result of allegations by third parties against the operations of HMC. On September 4, 2009, the Mines and Adjudication Board of the DENR issued a decision setting aside the decision of the Panel of Arbitrators. Hence, the MPSA remains in effect. HMC is currently not conducting mining operations in Manicani.

On July 30, 2010, HMC and SNMRC entered into a Deed of Assignment and Transfer of Rights whereas HMC shall transfer all its rights, title and interest in Manicani Operations to SNMRC.

On June 1, 2014, HMC and SNMRC entered in a Mutual Rescission of Deed of Assignment. Both parties have mutually agreed to terminate the Deed and release each other from any and all responsibilities or obligations, there under, after confirming that there were no outstanding liabilities and obligations due to each other.

TMC

On July 28, 2008, the Government approved the conversion of TMC's Operating Contract into an MPSA, which allows TMC to explore, develop and continue mining operations for nickel ore within the Contract Area covering 4,584.51 hectares in the Municipality of Claver, Surigao del Norte. On June 18, 2009, the MPSA was amended, increasing the Contract Area to 4,862.71 hectares.

Under the MPSA, TMC pays the Government a two percent (2%) excise tax and a five percent (5%) royalty, as the Contract Area is within the Surigao Mineral Reservation. The MPSA is valid for twenty-five (25) years from issuance and renewable at the option of TMC, with approval from the Government.

ii. *Operating Agreements*

TMC

La Salle

On December 18, 2006, TMC entered into an Operating Agreement with La Salle, the holder of an Application for MPSA covering 6,824 hectares in the Municipality of Gigaquit, Surigao del Norte. The Operating Agreement allows TMC to explore, develop and mine nickel ore and limestone once the MPSA is approved, and obliges it to assist La Salle in obtaining the MPSA and to comply with the terms thereof once issued.

The Operating Agreement specifies a royalty to La Salle of five percent (5%) for nickel ore and ₱10.00 per metric ton for limestone. Upon signing of the Agreement, TMC made an advance royalty payment of ₱1.0 million repayable by deductions from future royalties at a rate of twenty five percent (25%) per year over a period of four (4) years. As at December 31, 2014, the MPSA remains pending.



Kepha

On February 14, 2007, TMC entered into an Operating Agreement with Kepha, the holder of MPSA no. 284-2009-XII-SMR covering 6,980.75 hectares in the Municipality of Claver, Surigao del Norte. The Operating Agreement allows TMC to explore, develop and mine nickel ore and limestone and obliges it to comply with the terms of the MPSA.

The Operating Agreement specifies a royalty to Kepha of five percent (5%) for nickel ore and ₱10.00 per metric ton for limestone. Upon signing of the Agreement, TMC made an advance royalty payment of US\$1.0 million and ₱6.3 million, repayable by deductions from future royalties at a rate of ten percent (10%) per year over a period of ten (10) years.

On June 19, 2009, the MPSA was issued to Kepha. Under the terms thereof, upon the start of mining operations, TMC shall pay the Government a two percent (2%) excise tax and a five percent (5%) royalty, as the Contract Area is within the Surigao Mineral Reservation. The MPSA is valid for twenty-five (25) years from issuance and renewable at the option of Kepha, with approval from the Government. There were drilling activities related to the Kepha project in 2014.

Ludgoron

On August 28, 2007, TMC entered into an Operating Agreement with Ludgoron, the holder of an MPSA with Government issued on July 27, 2007 covering a Contract Area of 3,248 hectares in the Municipality of Carrascal, Surigao del Sur. The Operating Agreement allows TMC to explore, develop and mine nickel ore and obliges it to comply with the terms of the MPSA.

Under the MPSA, upon the start of mining operations TMC shall pay the Government a two percent (2%) excise tax and a five percent (5%) royalty, as the Contract Area is within the Surigao Mineral Reservation. The MPSA is valid for twenty-five (25) years from issuance and renewable at the option of Ludgoron, with approval from the Government.

Under the Operating Agreement, TMC shall pay Ludgoron a royalty of five percent (5%). Upon signing of the Agreement, TMC made an advance royalty payment of US\$1.0 million, repayable by deductions from future royalties at a rate of ten percent (10%) per year over a period of ten (10) years. In 2009, an additional advances against royalties amounting to ₱10.0 million was made in order to allow Ludgoron to settle a claims conflict.

On October 10, 2014, TMC rescinded and terminated the Operating Agreement with Ludgoron. TMC wrote-off its deferred charges on Ludgoron amounting to ₱1.9 million (see Note 29).

Ludgoron is obliged to return to TMC the amount of ₱66.8 million which represent advances to claimowners. Ludgoron already paid TMC an amount of ₱10.0 million and will pay additional ₱23.4 million upon approval of MGB of the transfer of the Operating Agreement to Kafugan Mining Incorporated. The remaining balance will be settled by Ludgoron in due time.

CMC

East Coast

On November 19, 1997, CMC entered into an Operating Agreement with East Coast, the holder of an MPSA with the Government issued on November 19, 1997 covering a Contract Area of 697.05 hectares in the Municipality of Cagdianao, Dinagat Islands. The Operating Agreement allows CMC to explore, develop and mine nickel ore and obliges it to comply with the terms of the MPSA.



The Operating Agreement expired on November 19, 2007 and was renewed for a period of ten (10) years. In consideration, East Coast was paid ₱100.0 million upon signing of the extension which was recorded as advances against future royalties, repayable over a ten-year period at a rate of ₱10.0 million per year. The MPSA is valid for twenty-five (25) years from issuance and renewable at the option of East Coast, with approval from the Government.

Under the MPSA, CMC pays the Government a two percent (2%) excise tax and a five percent (5%) royalty, as the Contract Area is within the Surigao Mineral Reservation.

On July 29, 2013, East Coast and CMC entered into an agreement to reduce for one-year period the marketing and royalty fees. Royalty payments to East Coast was reduced from 7% (net of withholding taxes) to 5% during this period. Advances against future royalties, to which the royalty payment shall be credited was also reduced from ₱10.0 million per year to ₱3.6 million and ₱6.4 million in 2013 and 2014, respectively. The repayment of advances at ₱10.0 million per year will resume in 2015 up to 2018.

The commission expense related to East Coast that is reported under “Marketing” amounted to ₱109.3 million, ₱27.4 million and ₱54.8 million in 2014, 2013 and 2012, respectively.

BOA Exploration Agreement

On October 12, 2004, CMC executed a Memorandum of Agreement (MOA) with Norweah Metals and Minerals Company, Inc. for the exclusive rights to explore, develop, exploit and operate the mineral property subject of MPSA No. 241-2007 covering an area of 226.0235 hectares situated in Boa, Municipality of Cagdianao, Province of Dinagat Islands, Surigao del Norte. The MOA is effective for a term of ten (10) years commencing on July 12, 2007, the date the MPSA was approved.

f. Loan Guarantee/Substitution Agreement

RTN

Under a loan guarantee service agreement dated October 22, 2002 between RTN and SMM, the latter agreed to satisfy RTN’s CBNC loan obligations in consideration of the payment by RTN to SMM of an annual fee equal to one percent (1%) of the relevant outstanding amount.

The fee is payable every February 21 and August 20 of each year. In case of default, such loan guarantee service agreement will be terminated and RTN shall provide loans to CBNC or guarantee the repayment of CBNC’s loans payable. Failure to provide such loans or guarantee shall be considered a default under the CBNC Stockholder Agreement.

The loan guarantee service fee amounting to ₱0.6 million, ₱0.9 million and ₱1.3 million in 2014, 2013 and 2012, respectively, is recorded under “Finance expense” in the consolidated statements of income (see Note 28).

NAC

Under a loan guarantee/substitution agreement dated December 9, 2011 between NAC and SMM, the latter agreed to substitute for NAC to make loans or guarantee the repayment of THNC pursuant to the Stockholders Agreement dated September 15, 2010.

In consideration of the loans and guarantee made by SMM, NAC shall pay to SMM an annual fee equal to one percent (1%) of the relevant outstanding amount, which is payable every February 21 and August 21 of each year.



On December 18 and December 3, 2013, NAC and SMM entered into another loan guarantee/substitution agreement with respect to the new loan agreement made and entered by THNC and SMM on December 3 and January 31, 2013, respectively. The annual fee is also equal to 1% of the relevant outstanding amount, which is payable every March 21 and September 21 of each year.

In case of default, such loan guarantee/substitution agreements will be terminated and NAC shall provide loans to THNC or guarantee the repayment of THNC's loans payable. Failure to provide such loans or guarantee shall be considered a default under the Stockholders' Agreement.

The loan guarantee service fee amounting to ₱134.2 million, ₱103.3 million and ₱82.7 million in 2014, 2013 and 2012, respectively, is recorded under "Finance expense" in the consolidated statements of income (see Note 28).

g. Power Supply Agreement (PSA) with Surigao Del Norte Electric Cooperative, Inc. (SURNECO)

On October 31, 2013, the Parent Company and SURNECO signed a fifteen (15) year PSA. Under the terms of the PSA, the Parent Company has agreed to construct, operate, and maintain a ten (10) megawatts bunker-fired diesel power station under build-operate-transfer scheme and to supply electricity to SURNECO.

The target effectivity date of the PSA shall be five (5) months from the signing date and the target commercial operation date shall be nine (9) months from the effectivity date of the PSA. The total estimated cost to construct the ten (10) MW bunker-fired diesel power station is about ₱1,000.0 million, which was appropriated from its retained earnings (see Note 17).

h. Participation and Shareholder's Agreement

In May 2011, NAC and SMM signed a Participation and Shareholders' Agreement containing terms of SMM's expected equity participation in CExCI. Under the terms of the Agreement, SMM will invest US\$1.5 million in CExCI for twenty five percent (25%) equity. Once such funds have been exhausted, SMM has the option to invest US\$2.8 million for an additional fifteen percent (15%) equity which would bring its total equity in CExCI to forty percent (40%).

i. Marketing Agreement with Mitsubishi Corporation

RTN, TMC, HMC and CMC entered into a marketing agreement with Mitsubishi Corporation, wherein they will provide set forth below:

- a) To use its reasonable endeavors in collecting, studying and analyzing the market information related to nickel ore, iron ore, nickel pig iron, and stainless steel;
- b) To periodically report market information defined in the marketing agreement;
- c) To make efforts to introduce customers to RTN, TMC, HMC and CMC and provide support to the Group in negotiating the price and terms and conditions of sales contracts of the products by and between the Group and customers; and
- d) To monitor and assess trends of customers and support RTN, TMC, HMC and CMC to create an effective pricing strategy and marketing plan.

Marketing fees of three and a half percent (3.5%) shall be charged to RTN, TMC, HMC and CMC based on the total amount of revenue on free-on-board price stated in the invoices issued by RTN, TMC, HMC and CMC to each customer.



Marketing fees charged by Mitsubishi Corporation amounted to ₱59.6 million, ₱38.2 million and ₱39.0 million in 2014, 2013 and 2012, respectively.

j. Other Agreements

Registration with PEZA - TMC

On December 21, 2009, Presidential Proclamation No. 1966 was issued creating and establishing the 680-hectare area situated in Taganito, Municipality of Claver, Province of Surigao Del Norte to be known as TSEZ. TMC is a PEZA-registered operator/developer of the economic zone as per Certificate of Registration No. EZ 10-01. The certificate of registration was signed on January 7, 2010.

Pursuant to TMC's registration with PEZA as an economic zone developer/operator, TMC is entitled to certain incentives in accordance with the provisions of RA No. 7916, otherwise known as "the Special Economic Zone Act of 1995", as amended.

Under PEZA Board Resolution No. 11-08 dated March 1, 2011, its directors approved TMC's application for extension of its existing TSEZ. On July 28, 2011, pursuant to the resolution, the Government issued Proclamation No. 211 designating parcels of land with an aggregate area of 7.5 hectares located at Barangay Taganito, municipality of Claver, Province of Surigao del Norte, for inclusion to the existing TSEZ.

On January 23, 2013, PEZA issued a Letter of Authority No. 13-0426 allowing TMC to allocate one (1) hectare lot within the TSEZ located at Barangay Taganito, Claver, Surigao del Norte as relocation site for the residents along Hayanggabon River, Barangay Hayanggabon, Claver, Surigao del Norte.

On January 23, 2014, PEZA issued a certification entitling TMC qualification for the purpose of VAT zero-rating of its transactions with local suppliers of goods, properties and services and exemption from all national and local taxes and licenses except real property taxes on land owned by TMC and those required to be paid under the MPSA dated July 28, 2008. In lieu thereof, TMC shall pay five percent (5%) final tax on gross income. The certification is valid from January 1 to December 31, 2014 and renewable annually, unless otherwise revoked or suspended by PEZA prior to expiration of said period.

Registration with PEZA - RTN

On December 13, 2002, RTN registered with the PEZA as the developer/operator of Rio Tuba Processing Zone, located in Barangay Rio Tuba, Municipality of Bataraza, Palawan. The PEZA-registered activities are entitled to certain tax and nontax incentives. Starting 2003, such activities are already subject to five percent (5%) tax based on GIT in lieu of national and local taxes and licenses except those required to be paid under the MPSA dated June 4, 1998 executed by and between the DENR and RTN.

Board of Investments (BOI) Certification

In January 2014, TMC, RTN, HMC and CMC received BOI certifications pursuant to Revenue Memorandum Order No. 9-2000 entitled "Tax Treatment of Sales of Goods, Properties and Services made by VAT-registered Suppliers to BOI registered Manufacturers-Exporters with 100% Export Sales". The certifications are valid from January 1 to December 31, 2014 and renewable annually, unless sooner revoked by the BOI Governing Board.



Lease Agreement with THNC

On October 31, 2013, TMC and THNC executed a lease agreement wherein TMC will lease the land within the TSEZ to the lessee. The TSEZ leased area of approximately 675 hectares is located at Barangays Taganito and Hayanggabon, Claver, Surigao del Norte. The duration of the lease agreement shall be for a period of twenty (20) years starting January 1, 2013, however, rental rate shall be annually agreed by both parties. TMC's rental income from the said lease amounted to ₱6.7 million in 2014 and 2013 and nil in 2012.

In the above lease agreement, it was agreed by TMC and THNC that the option fee of ₱83.8 million received in 2010 shall be treated as advance rental and deducted from the annual rental fee. The same shall be equally applied to each year of the lease term or ₱4.2 million each year of the twenty (20)-year lease term.

Lease Contract with the DENR

TMC is a party to a lease contract dated April 10, 2003 with the DENR over a tract of foreshore land located at the Taganito mine comprising an area of approximately 12,000 square meters. The foreshore lease has a term of twenty-five (25) years from the date of issue, unless terminated earlier. The DENR may renew the foreshore lease for another twenty-five (25) years, at its option. In accordance with the foreshore lease, TMC constructed permanent improvements appropriate for the wharf to facilitate the barging of mine ore to customers' vessels. Under the terms of the lease, if TMC uses or attempts to use the premises for other purposes, all rights and interests, including the improvements, will be forfeited in favor of the Government. Upon the termination of the lease or any extension, all improvements made by TMC will become the property of the Government.

Joint Undertaking with National Commission on Indigenous Peoples (NCIP)

On December 8, 2009, TMC and NCIP entered into a Joint Undertaking, which confirmed that a one percent (1%) royalty on annual gross revenues of TMC is payable to the Mamanwa Tribe pursuant to a MOA dated July 18, 2006 between TMC, the NCIP and the Tribe and a Certificate of Ancestral Domain Title issued to the Tribe, within which area TMC's mining operation is located.

Agreement with Local Government Units

RTN together with RTN Foundation, Inc. and CBNC entered into Agreements with the barangay councils and community residents covered in the SDMP as required by law and as one of the conditions of ECC. The Agreement stipulated that RTN and CBNC should meet the changing needs and demands of the communities and shall submit the SDMP every five (5) years to the MGB Region IV for approval. In addition, as part of the process of securing the consent of affected communities, the program must be prepared in consultation and in partnership with the project proponent and neighboring communities. On January 7, 2014, SDMP No. MGB-IVB-2013-003 III was approved by the MGB covering the period of five (5) years from 2014 to 2018. RTN incurred royalty payments to indigenous people amounting to ₱69.3 million in 2014, in accordance with the said SDMP.



37. Events after the End of the Reporting Period

Loan Guarantee/Substitution Agreement

On January 26, 2015, the Parent Company and SMM entered into another loan guarantee/substitution agreement with respect to the new loan agreement made and entered by THNC and SMM on August 4, 2014. The annual fee is also equal to 1% of the relevant outstanding amount, which is payable every March 21 and September 21 of each year.

Dividend Declarations

On March 27, 2015, the Parent Company's BOD declared regular and special cash dividends amounting to ₱0.70 per share and ₱0.30 per share, respectively, to stockholders of record as at April 15, 2015 which will be paid on April 27, 2015.

On the same date, the Parent Company's BOD resolved, subject to the ratification of the stockholders, the declaration of one hundred percent (100%) stock dividends. The stock dividends shall be issued upon approval of the Parent Company's application for increase in authorized capital stock by the SEC.

On March 25, 2015, CMC's BOD declared cash dividends amounting to ₱550.0 million, equivalent to ₱1.22 per share, to stockholders of record as of the said date. The cash dividends will be paid in two (2) tranches, US\$10.0 million on April 15, 2015 and the remaining balance will be paid on July 31, 2015.

Loan Conversion to EPI

The BOD of the Parent Company also approved the conversion of the loan to EPI and an additional investment of about ₱474.0 million, which will equate to sixty-six percent (66%) equity interest in EPI, subject to the receipt of a satisfactory Volumetric Assessment Report expected to be completed in April.

38. Supplemental Disclosure to Consolidated Statements of Cash Flows

Noncash financing activity pertains to the declaration of stock dividend amounting to ₱632.6 million and ₱251.9 million in 2014 and 2013, respectively.

39. Business Segment Information

The Group's operating businesses are organized and managed separately according to the nature of the products and services provided, with each segment representing a strategic business unit that offers different products and serves different markets.

The mining segment is engaged in the mining and exploration of nickel saprolite and limonite ore and limestone.

The services segment is engaged in the chartering out of LCT, construction and rendering of services to CBNC and THNC.



Financial information on the operation of the various business segments are as follows:

	December 31, 2014								
	Mining				Services				
	HMC	CMC	TMC	RTN	RTN/TMC	LCSLC/HMC	Others	Eliminations	Total
External customers	₱5,051,719	₱3,595,474	₱8,478,977	₱6,926,564	₱690,664	₱2,306	₱-	₱-	₱24,745,704
Inter-segment revenues	-	-	-	-	-	76,704	776,902	(853,606)	-
Total revenues (see Note 31)	5,051,719	3,595,474	8,478,977	6,926,564	690,664	79,010	776,902	(853,606)	24,745,704
Cost of sales	1,071,477	508,198	1,525,064	2,251,672	-	-	-	-	5,356,411
Cost of services	-	-	-	-	369,004	2,146	-	-	371,150
Shipping and loading costs	579,024	224,525	614,205	396,417	-	23,397	-	-	1,837,568
Excise taxes and royalties	353,620	515,099	678,318	207,797	-	-	-	-	1,754,834
Marketing	28,295	109,298	18,354	12,996	-	-	-	-	168,943
Segment operating earnings	₱3,019,303	₱2,238,354	₱5,643,036	₱4,057,682	₱321,660	₱53,467	₱776,902	(₱853,606)	₱15,256,798
General and administrative	₱171,481	₱39,621	₱160,010	₱97,182	₱-	₱2,655	₱485,915	₱-	₱956,864
Finance income	₱12,582	₱8,051	₱29,391	₱31,415	₱-	₱64	₱90,601	₱-	₱172,104
Finance expenses	₱6,837	₱3,751	₱8,710	₱7,612	₱-	₱-	₱137,459	₱-	₱164,369
Provision for income tax	₱789,010	₱652,722	₱1,600,874	₱1,210,754	₱-	₱21,814	₱17,653	₱-	₱4,292,827
Net income (loss) attributable to equity holders of the parent	₱2,300,011	₱1,640,105	₱2,745,373	₱1,912,575	₱-	(₱47,783)	₱1,346	₱-	₱8,551,627
Segment assets	₱2,138,830	₱1,761,437	₱8,275,250	₱4,820,612	₱-	₱172,138	₱17,807,674	₱-	₱34,975,941
Deferred income tax assets - net	45,704	27,934	73,874	2,672	-	-	57,783	-	207,967
Total assets	₱2,184,534	₱1,789,371	₱8,349,124	₱4,823,284	₱-	₱172,138	₱17,865,457	₱-	₱35,183,908
Segment liabilities	₱450,858	₱362,647	₱1,835,113	₱996,482	₱-	₱3,915	₱211,497	₱-	₱3,860,512
Deferred income tax liabilities - net	-	-	-	358,113	-	28,976	33,961	-	421,050
Total liabilities	₱450,858	₱362,647	₱1,835,113	₱1,354,595	₱-	₱32,891	₱245,463	₱-	₱4,281,562
Capital expenditures	₱315,869	₱196,505	₱594,116	₱234,072	₱-	₱3,225	₱213,285	₱-	₱1,557,072
Depreciation, amortization and depletion	₱166,658	₱89,732	₱550,803	₱478,070	₱-	₱18,060	₱70,011	₱-	₱1,373,334



	December 31, 2013								
	Mining				Services				Total
	HMC	CMC	TMC	RTN	RTN/TMC	LCSLC	Others	Eliminations	
External customers	₱3,438,856	₱737,906	₱3,109,101	₱3,189,634	₱612,830	₱11,112	₱10,090	₱-	₱11,109,529
Inter-segment revenues	-	-	-	-	1,159	71,478	434,953	(507,590)	-
Total revenues (see Note 31)	3,438,856	737,906	3,109,101	3,189,634	613,989	82,590	445,043	(507,590)	11,109,529
Cost of sales	927,692	422,058	1,122,846	2,016,698	-	-	-	-	4,489,294
Cost of services	-	-	-	-	335,292	-	-	-	335,292
Shipping and loading costs	444,164	141,109	457,029	268,847	-	87,622	-	-	1,398,771
Excise taxes and royalties	240,720	95,368	248,728	63,792	-	-	-	-	648,608
Marketing	21,065	28,228	4,462	11,874	-	-	-	-	65,629
Segment operating earnings	₱1,805,215	₱51,143	₱1,276,036	₱828,423	₱278,697	(₱5,032)	₱445,043	(₱507,590)	₱4,171,935
General and administrative	₱66,117	₱34,038	₱110,899	₱111,172	₱-	₱12,156	₱290,437	₱-	₱624,819
Finance income	₱14,332	₱2,515	₱15,683	₱49,750	₱-	₱12	₱84,461	₱-	₱166,753
Finance expenses	₱5,327	₱3,450	₱7,007	₱6,896	₱-	₱2,267	₱103,351	₱-	₱128,298
Provision for (benefit from) income tax	₱516,384	(₱8,787)	₱350,677	₱247,190	₱-	₱7,589	₱11,162	₱-	₱1,124,215
Net income (loss) attributable to equity holders of the parent	₱1,473,262	₱21,554	₱640,531	₱595,162	₱-	(₱98,064)	(₱578,771)	₱-	₱2,053,674
Segment assets	₱1,943,798	₱954,295	₱6,708,837	₱7,740,945	₱-	₱263,195	₱10,958,015	₱-	₱28,569,085
Deferred income tax assets - net	97,366	93,381	58,458	4,709	-	-	90,529	-	344,443
Total assets	₱2,041,164	₱1,047,676	₱6,767,295	₱7,745,654	₱-	₱263,195	₱11,048,544	₱-	₱28,913,528
Segment liabilities	₱419,751	₱152,185	₱1,970,952	₱547,866	₱-	₱5,270	₱119,488	₱-	₱3,215,512
Deferred income tax liabilities - net	-	-	-	423,608	-	31,830	30,790	-	486,228
Total liabilities	₱419,751	₱152,185	₱1,970,952	₱971,474	₱-	₱37,100	₱150,278	₱-	₱3,701,740
Capital expenditures	₱346,186	₱114,084	₱1,256,229	₱129,461	₱-	₱28,009	₱57,156	₱-	₱1,931,125
Depreciation, amortization and depletion	₱123,760	₱72,484	₱336,736	₱488,985	₱-	₱174,003	₱66,683	₱-	₱1,262,651



	December 31, 2012								
	Mining				Services				Total
	HMC	CMC	TMC	RTN	RTN/TMC	LCSLC	Others	Elimination	
External customers	₱2,881,204	₱1,130,033	₱3,093,866	₱4,038,188	₱437,655	₱6,547	₱19,414	₱-	₱11,606,907
Inter-segment revenues	-	-	-	-	-	347,540	39,519	(387,059)	-
Total revenues (see Note 31)	2,881,204	1,130,033	3,093,866	4,038,188	437,655	354,087	58,933	(387,059)	11,606,907
Cost of sales	721,597	563,897	996,783	2,184,938	-	-	-	-	4,467,215
Cost of services	-	-	-	-	260,399	-	-	-	260,399
Shipping and loading costs	383,477	203,786	395,446	384,843	-	32,998	-	-	1,400,550
Excise taxes and royalties	201,684	177,980	247,509	80,764	-	-	-	-	707,937
Marketing	32,974	55,003	-	6,377	-	-	-	-	94,354
Segment operating earnings	₱1,541,472	₱129,367	₱1,454,128	₱1,381,266	₱177,256	₱321,089	₱58,933	(₱387,059)	₱4,676,452
General and administrative	₱72,567	₱36,702	₱109,956	₱71,551	₱-	₱7,686	₱229,119	₱-	₱527,581
Finance income	₱25,456	₱4,852	₱35,363	₱68,351	₱-	₱17	₱101,001	₱-	₱235,040
Finance expenses	₱5,089	₱2,779	₱12,712	₱11,233	₱-	₱55	₱82,668	₱-	₱114,536
Provision for (benefit from) income tax	₱455,332	₱25,053	₱369,150	₱423,813	₱-	(₱8,742)	₱70,092	₱-	₱1,334,698
Net income (loss) attributable to equity holders of the parent	₱1,229,157	₱147,592	₱773,990	₱890,414	₱-	(₱406,821)	(₱427,122)	₱-	₱2,207,210
Segment assets	₱1,564,307	₱986,111	₱5,866,492	₱8,392,525	₱-	₱238,090	₱9,766,795	₱-	₱26,814,320
Deferred income tax assets - net	126,032	76,008	48,663	-	-	10,333	103,861	-	364,897
Total assets	₱1,690,339	₱1,062,119	₱5,915,155	₱8,392,525	₱-	₱248,423	₱9,870,656	₱-	₱27,179,217
Segment liabilities	₱309,247	₱148,735	₱1,840,039	₱642,346	₱-	₱39,319	₱67,376	₱-	₱3,047,062
Deferred income tax liabilities - net	-	-	-	515,767	-	34,684	-	-	550,451
Total liabilities	₱309,247	₱148,735	₱1,840,039	₱1,158,113	₱-	₱74,003	₱67,376	₱-	₱3,597,513
Capital expenditures	₱284,377	₱180,499	₱841,322	₱1,372,525	₱-	₱30,972	₱9,338	₱-	₱2,719,033
Depreciation, amortization and depletion	₱72,606	₱81,841	₱300,579	₱416,531	₱-	₱47,263	₱63,063	₱-	₱981,883

Inter-segment revenues are eliminated upon consolidation.



The Group has revenues from external customers as follows:

Country of Domicile	2014	2013	2012
China	₱15,564,609	₱7,376,742	₱7,356,918
Japan	5,000,487	1,462,481	2,403,673
Australia	198,579	–	–
Local	3,982,029	2,270,306	1,846,316
	₱24,745,704	₱11,109,529	₱11,606,907

The revenue information above is based on the location of the customer.

Revenue from two key customers for the sale of ores amounted to ₱11,756.9 million, ₱5,257.2 million and ₱5,128.0 million in 2014, 2013 and 2012, respectively.



INDEPENDENT AUDITORS' REPORT ON SUPPLEMENTARY SCHEDULES

The Stockholders and the Board of Directors
Nickel Asia Corporation and Subsidiaries
28th Floor, NAC Tower
32nd Street, Bonifacio Global City
Taguig

We have audited in accordance with Philippine Standards on Auditing, the consolidated financial statements of Nickel Asia Corporation and Subsidiaries as at December 31, 2014 and 2013, and for each of the three years in the period ended December 31, 2014, included in this Form 17-A, and have issued our report thereon dated March 27, 2015. Our audits were made for the purpose of forming an opinion on the basic financial statements taken as a whole. The schedules listed in the Index to the Consolidated Financial Statements and Supplementary Schedules are the responsibility of the Parent Company's management. These schedules are presented for purposes of complying with Securities Regulation Code Rule 68, As Amended (2011) and are not part of the basic financial statements. These schedules have been subjected to the auditing procedures applied in the audit of the basic financial statements and, in our opinion, fairly state, in all material respects, the information required to be set forth therein in relation to the basic financial statements taken as a whole.

SYCIP GORRES VELAYO & CO.



Eleanore A. Layug

Partner

CPA Certificate No. 0100794

SEC Accreditation No. 1250-A (Group A),

August 9, 2012, valid until August 8, 2015

Tax Identification No. 163-069-453

BIR Accreditation No. 08-001998-97-2015,

January 5, 2015, valid until January 4, 2018

PTR No. 4751289, January 5, 2015, Makati City

March 27, 2015



NICKEL ASIA CORPORATION AND SUBSIDIARIES
INDEX TO THE CONSOLIDATED FINANCIAL STATEMENTS AND
SUPPLEMENTARY SCHEDULES
FOR THE YEAR ENDED DECEMBER 31, 2014

	<u>Schedule</u>
Reconciliation of Retained Earnings Available for Dividend Declaration	I
Schedule of All Effective Standards and Interpretations Under the PFRS	II
Supplementary Schedules under Annex 68 – E	III
A. Financial Assets	
B. Amounts Receivable from Directors, Officers, Employees, Related Parties, and Principal Stockholders (Other than Affiliates)	
C. Amounts Receivable from Related Parties which are Eliminated in the Consolidated Financial Statements	
D. Intangible Assets - Other Assets	
E. Long-Term Debt	
F. Indebtedness to Affiliates and Related Parties (Long-Term Loans from Related Companies)	
G. Guarantees of Securities of Other Issuers	
H. Capital Stock	
A Map Showing the Relationships Between and Among the Company and its Ultimate Parent Company, Middle Parent, Subsidiaries, Co-Subsidiaries and Associates	IV
Schedule Showing Financial Soundness	V

SCHEDULE I
NICKEL ASIA CORPORATION
RECONCILIATION OF RETAINED EARNINGS AVAILABLE FOR
DIVIDEND DECLARATION
PURSUANT TO SEC MEMORANDUM CIRCULAR NO.11
DECEMBER 31, 2014

Unappropriated retained earnings as at December 31, 2013, as reflected in audited financial statements	₱5,721,968,581
Unrealized foreign exchange gain - net except those attributable to cash and cash equivalents	(383,783)
Amount of recognized deferred income tax asset that reduced the amount of income tax expense and increased the net income and retained earnings, until realized	<u>(119,870,700)</u>
Unappropriated retained earnings, <i>as adjusted to available for dividend distribution, beginning</i>	5,601,714,098
<u>Add: Net income actually earned/realized during the period</u>	
<u>Net income during the period closed to Retained Earnings</u>	9,300,661,699
<u>Less: Non-actual/unrealized income net of tax</u>	
Unrealized foreign exchange gain - net (except those attributable to cash and cash equivalents)	764,817
Fair value adjustment (mark-to-market gains)	-
Other unrealized gains or adjustments to the retained earnings as a result of certain transactions accounted for under PFRS	-
Adjustment due to deviation from PFRS/GAAP - gain	-
Accretion income	573,406
Amount of recognized deferred income tax asset that reduced the amount of income tax expense and increased the net income and retained earnings, until realized	-
Subtotal	<u>9,299,323,476</u>
Add: Non-actual losses	
Depreciation on revaluation increment (after tax)	-
Remeasurement loss on pension liability (after tax)	-
Adjustment due to deviation from PFRS/GAAP - loss	-
Loss on fair value adjustment of investment property (after tax)	-
Day 1 loss	-
Stock option expense for the period	-
Subtotal	<u>-</u>
<u>Net income actually earned during the period</u>	<u>9,299,323,476</u>
Add (Less):	
Dividend declarations during the period	(2,654,878,582)
Appropriations of retained earnings	-
Reversals of appropriations	-
Effects of prior period adjustments	-
Treasury shares	-
Subtotal	<u>(2,654,878,582)</u>
TOTAL RETAINED EARNINGS, END AVAILABLE FOR DIVIDEND DISTRIBUTION	<u>₱12,246,158,992</u>

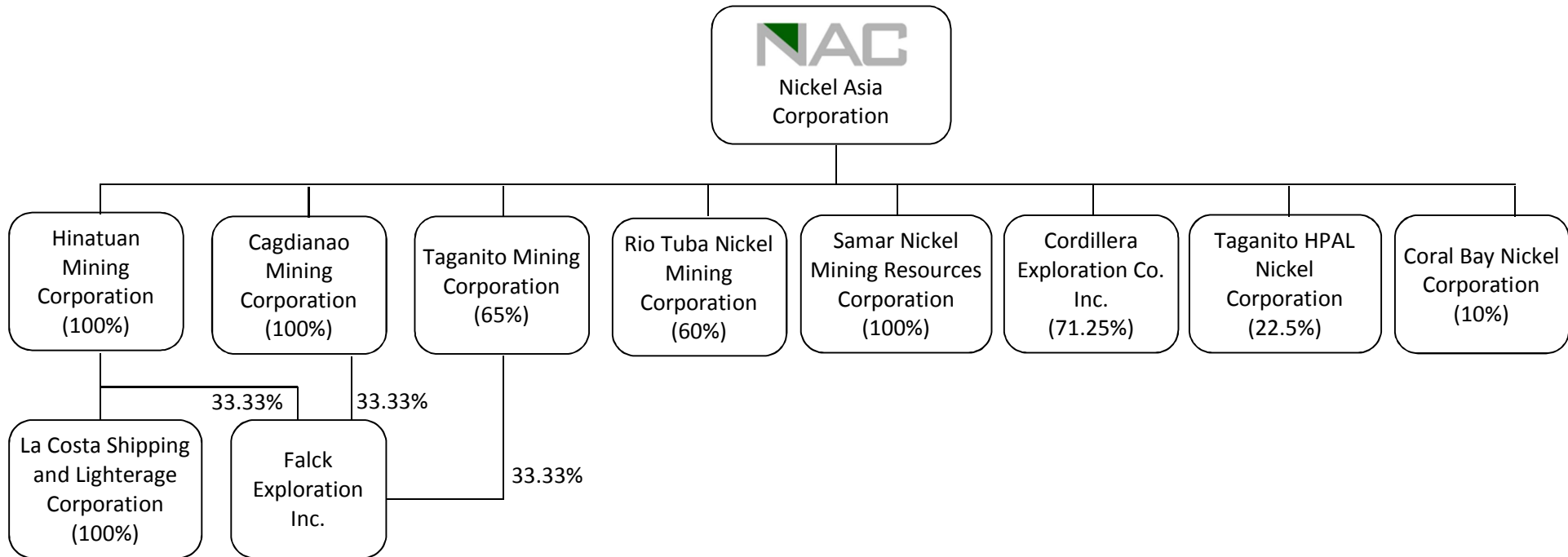


SCHEDULE V
NICKEL ASIA CORPORATION AND SUBSIDIARIES
SCHEDULE SHOWING FINANCIAL SOUNDNESS
PURSUANT TO SRC RULE 68, AS AMENDED
DECEMBER 31, 2014

	2014	2013
A. Liquidity ratios		
Current ratio	9.74	11.15
Quick ratio	8.17	9.42
Solvency ratio	8.22	7.81
B. Financial leverage ratios		
Debt ratio	0.12	0.13
Debt-to-equity ratio	0.14	0.15
Interest coverage	321.66	80.30
Asset-to-equity ratios	1.14	1.15
C. Profitability ratios		
Net profit margin analysis	0.44	0.23
Return on assets	0.31	0.09
Return on equity	0.36	0.10
Gross profit margin	0.77	0.57
Price/earnings ratio	14.04	18.76



SCHEDULE IV
NICKEL ASIA CORPORATION AND SUBSIDIARIES
A MAP SHOWING THE RELATIONSHIPS BETWEEN AND AMONG THE COMPANY AND ITS
ULTIMATE PARENT COMPANY, MIDDLE PARENT, SUBSIDIARIES, CO-SUBSIDIARIES AND ASSOCIATES
PURSUANT TO SRC RULE 68, AS AMENDED
DECEMBER 31, 2014



Note: There is no pyramid ownership structure and/or cross holding structure.



SCHEDULE II
NICKEL ASIA CORPORATION AND SUBSIDIARIES
TABULAR SCHEDULE OF EFFECTIVE STANDARDS
AND INTERPRETATIONS UNDER THE PFRS
PURSUANT TO SRC RULE 68, AS AMENDED
DECEMBER 31, 2014

I. List of Philippine Financial Reporting Standards (PFRSs) [which consist of PFRSs, Philippine Accounting Standards (PASs) and Philippine Interpretations] effective as at December 31, 2014:

PHILIPPINE FINANCIAL REPORTING STANDARDS AND INTERPRETATIONS Effective as at December 31, 2014		Adopted	Not Adopted	Not Applicable
Framework for the Preparation and Presentation of Financial Statements Conceptual Framework Phase A: Objectives and qualitative characteristics		✓		
PFRSs Practice Statement Management Commentary		✓		
Philippine Financial Reporting Standards				
PFRS 1 (Revised)	First-time Adoption of Philippine Financial Reporting Standards			✓
	Amendments to PFRS 1 and PAS 27: Cost of an Investment in a Subsidiary, Jointly Controlled Entity or Associate	✓		
	Amendments to PFRS 1: Additional Exemptions for First-time Adopters			✓
	Amendment to PFRS 1: Limited Exemption from Comparative PFRS 7 Disclosures for First-time Adopters			✓
	Amendments to PFRS 1: Severe Hyperinflation and Removal of Fixed Date for First-time Adopters			✓
	Amendments to PFRS 1: Government Loans			✓
PFRS 2	Share-based Payment	✓		
	Amendments to PFRS 2: Vesting Conditions and Cancellations			✓
	Amendments to PFRS 2: Company Cash-settled Share-based Payment Transactions			✓
PFRS 3 (Revised)	Business Combinations			✓
PFRS 4	Insurance Contracts			✓
	Amendments to PAS 39 and PFRS 4: Financial Guarantee Contracts			✓
PFRS 5	Non-current Assets Held for Sale and Discontinued Operations			✓
PFRS 6	Exploration for and Evaluation of Mineral Resources	✓		
PFRS 7	Financial Instruments: Disclosures	✓		
	Amendments to PAS 39 and PFRS 7: Reclassification of Financial Assets			✓
	Amendments to PAS 39 and PFRS 7: Reclassification of Financial Assets - Effective Date and Transition			✓
	Amendments to PFRS 7: Improving Disclosures about Financial Instruments	✓		
	Amendments to PFRS 7: Disclosures - Transfers of Financial Assets			✓
	Amendments to PFRS 7: Disclosures - Offsetting Financial Assets and Financial Liabilities			✓



PHILIPPINE FINANCIAL REPORTING STANDARDS AND INTERPRETATIONS Effective as at December 31, 2014		Adopted	Not Adopted	Not Applicable
	Amendments to PFRS 7: Mandatory Effective Date of PFRS 9 and Transition Disclosures			✓
PFRS 8	Operating Segments	✓		
PFRS 9	Financial Instruments	✓		
	Amendments to PFRS 9: Mandatory Effective Date of PFRS 9 and Transition Disclosures			✓
PFRS 10	Consolidated Financial Statements	✓		
PFRS 11	Joint Arrangements			✓
PFRS 12	Disclosure of Interests in Other Entities	✓		
PFRS 13	Fair Value Measurement	✓		
Philippine Accounting Standards				
PAS 1 (Revised)	Presentation of Financial Statements	✓		
	Amendment to PAS 1: Capital Disclosures	✓		
	Amendments to PAS 32 and PAS 1: Puttable Financial Instruments and Obligations Arising on Liquidation			✓
	Amendments to PAS 1: Presentation of Items of Other Comprehensive Income	✓		
PAS 2	Inventories	✓		
PAS 7	Statement of Cash Flows	✓		
PAS 8	Accounting Policies, Changes in Accounting Estimates and Errors	✓		
PAS 10	Events after the Reporting Period	✓		
PAS 11	Construction Contracts			✓
PAS 12	Income Taxes	✓		
	Amendment to PAS 12 - Deferred Tax: Recovery of Underlying Assets			✓
PAS 16	Property, Plant and Equipment	✓		
PAS 17	Leases	✓		
PAS 18	Revenue	✓		
PAS 19	Employee Benefits	✓		
	Amendments to PAS 19: Actuarial Gains and Losses, Company Plans and Disclosures	✓		
PAS 19 (Amended)	Employee Benefits	✓		
PAS 20	Accounting for Government Grants and Disclosure of Government Assistance			✓
PAS 21	The Effects of Changes in Foreign Exchange Rates	✓		
	Amendment: Net Investment in a Foreign Operation			✓
PAS 23 (Revised)	Borrowing Costs	✓		



PHILIPPINE FINANCIAL REPORTING STANDARDS AND INTERPRETATIONS Effective as at December 31, 2014		Adopted	Not Adopted	Not Applicable
PAS 24 (Revised)	Related Party Disclosures	✓		
PAS 26	Accounting and Reporting by Retirement Benefit Plans			✓
PAS 27	Consolidated and Separate Financial Statements	✓		
PAS 27 (Amended)	Separate Financial Statements	✓		
PAS 28	Investments in Associates	✓		
PAS 28 (Amended)	Investments in Associates and Joint Ventures	✓		
PAS 29	Financial Reporting in Hyperinflationary Economies			✓
PAS 31	Interests in Joint Ventures			✓
PAS 32	Financial Instruments: Disclosure and Presentation	✓		
	Amendments to PAS 32 and PAS 1: Puttable Financial Instruments and Obligations Arising on Liquidation			✓
	Amendment to PAS 32: Classification of Rights Issues			✓
	Amendments to PAS 32: Offsetting Financial Assets and Financial Liabilities			✓
PAS 33	Earnings per Share	✓		
PAS 34	Interim Financial Reporting			✓
PAS 36	Impairment of Assets	✓		
PAS 37	Provisions, Contingent Liabilities and Contingent Assets	✓		
PAS 38	Intangible Assets			✓
PAS 39	Financial Instruments: Recognition and Measurement	✓		
	Amendments to PAS 39: Transition and Initial Recognition of Financial Assets and Financial Liabilities			✓
	Amendments to PAS 39: Cash Flow Hedge Accounting of Forecast Intragroup Transactions			✓
	Amendments to PAS 39: The Fair Value Option			✓
	Amendments to PAS 39 and PFRS 4: Financial Guarantee Contracts			✓
	Amendments to PAS 39 and PFRS 7: Reclassification of Financial Assets			✓
	Amendments to PAS 39 and PFRS 7: Reclassification of Financial Assets – Effective Date and Transition			✓
	Amendments to Philippine Interpretation IFRIC-9 and PAS 39: Embedded Derivatives	✓		
	Amendment to PAS 39: Eligible Hedged Items			✓
PAS 40	Investment Property	✓		
PAS 41	Agriculture			✓



PHILIPPINE FINANCIAL REPORTING STANDARDS AND INTERPRETATIONS Effective as at December 31, 2014		Adopted	Not Adopted	Not Applicable
Philippine Interpretations				
IFRIC 1	Changes in Existing Decommissioning, Restoration and Similar Liabilities	✓		
IFRIC 2	Members' Share in Co-operative Entities and Similar Instruments			✓
IFRIC 4	Determining Whether an Arrangement Contains a Lease	✓		
IFRIC 5	Rights to Interests arising from Decommissioning, Restoration and Environmental Rehabilitation Funds	✓		
IFRIC 6	Liabilities arising from Participating in a Specific Market - Waste Electrical and Electronic Equipment			✓
IFRIC 7	Applying the Restatement Approach under PAS 29 Financial Reporting in Hyperinflationary Economies			✓
IFRIC 8	Scope of PFRS 2			✓
IFRIC 9	Reassessment of Embedded Derivatives	✓		
	Amendments to Philippine Interpretation IFRIC-9 and PAS 39: Embedded Derivatives	✓		
IFRIC 10	Interim Financial Reporting and Impairment			✓
IFRIC 11	PFRS 2 - Company and Treasury Share Transactions			✓
IFRIC 12	Service Concession Arrangements			✓
IFRIC 13	Customer Loyalty Programmes			✓
IFRIC 14	The Limit on a Defined Benefit Asset, Minimum Funding Requirements and their Interaction			✓
	Amendments to Philippine Interpretations IFRIC - 14, Prepayments of a Minimum Funding Requirement			✓
IFRIC 16	Hedges of a Net Investment in a Foreign Operation			✓
IFRIC 17	Distributions of Non-cash Assets to Owners			✓
IFRIC 18	Transfers of Assets from Customers			✓
IFRIC 19	Extinguishing Financial Liabilities with Equity Instruments			✓
IFRIC 20	Stripping Costs in the Production Phase of a Surface Mine	✓		
SIC-7	Introduction of the Euro			✓
SIC-10	Government Assistance - No Specific Relation to Operating Activities			✓
SIC-12	Consolidation - Special Purpose Entities			✓
	Amendment to SIC - 12: Scope of SIC 12			✓
SIC-13	Jointly Controlled Entities - Non-Monetary Contributions by Venturers			✓
SIC-15	Operating Leases - Incentives			✓
SIC-25	Income Taxes - Changes in the Tax Status of an Entity or its Shareholders			✓



PHILIPPINE FINANCIAL REPORTING STANDARDS AND INTERPRETATIONS Effective as at December 31, 2014		Adopted	Not Adopted	Not Applicable
SIC-27	Evaluating the Substance of Transactions Involving the Legal Form of a Lease	✓		
SIC-29	Service Concession Arrangements: Disclosures.			✓
SIC-31	Revenue - Barter Transactions Involving Advertising Services			✓
SIC-32	Intangible Assets - Web Site Costs			✓

The Group has not early adopted any PFRSs, PAS and Philippine Interpretations effective January 1, 2015 onwards.



SCHEDULE III

NICKEL ASIA CORPORATION AND SUBSIDIARIES

Schedule A. Financial Assets
December 31, 2014

Name of Issuing Entity and Description of Each Issue	Number of Shares or Principal Amount of Bonds and Notes	Amount Shown in the Statement of Financial Position	Value Based on Market Quotations at End of Reporting Date	Income Received and Accrued
<i>In Thousands</i>				
Cash on hand and with banks	N/A	₱1,229,212	₱1,229,212	₱140,801
Short term cash investments	N/A	12,332,591	12,332,591	
Cash and cash equivalents		13,561,803	13,561,803	140,801
Trade	N/A	879,976	879,976	—
Notes receivable	N/A	276,342	276,342	—
Receivable from CBNC	N/A	39,362	39,362	—
Interest receivable	N/A	24,723	24,723	—
Amounts owed by related parties	N/A	4,493	4,493	—
Others	N/A	122,268	122,268	—
Trade and other receivables		1,347,164	1,347,164	—
Short-term cash investment	N/A	200,000	200,000	1,641
Derivative asset	N/A	5,508	5,508	—
Prepayments and other current assets		205,508	205,508	1,641



NICKEL ASIA CORPORATION AND SUBSIDIARIES

**Schedule A. Financial Assets
December 31, 2014**

Name of Issuing Entity and Description of Each Issue	Number of Shares or Principal Amount of Bonds and Notes	Amount Shown in the Statement of Financial Position	Value Based on Market Quotations at End of Reporting Date	Income Received and Accrued
<i>In Thousands</i>				
Manila Golf and Country Club	1 share	₱37,000	₱37,000	₱-
Wack-Wack Golf and Country Club	1 share	14,500	14,500	-
Valle Verde Country Club	1 share	120	120	-
Camp John Hay Country Club	1 share	180	180	-
Ayala Land, Inc.	₱90,000	90,784	90,784	3,730
Aboitiz Equity Ventures, Inc.	₱50,000	48,428	48,428	1,765
Retail Treasury Bond	₱50,000	50,000	50,000	1,300
Ayala Corporation	₱45,000	46,024	46,024	1,962
Philippine Long Distance and Telephone Company	₱20,000	19,945	19,945	752
ABS-CBN Corporation	₱20,000	18,644	18,644	759
JG Summit Corporation	₱20,000	20,858	20,858	705
Globe Telecom	₱40,000	40,496	40,496	1,771
Security Bank Corporation – Tier II Funds	₱40,000	40,000	40,000	812
Xurpas Inc.	2,250,000 shares	21,037	21,037	8,270
Philippine Long Distance and Telephone Company	25,000 shares	72,867	72,867	2,775
Philippine Long Distance and Telephone Company		2,264	2,264	182
Security Bank Corporation	43,284 shares	6,579	6,579	-
BNP Paribas		713,759	713,759	-
Credit Suisse AG	346,676 shares	217,270	217,270	3,698
Credit Suisse AG	412,111 units	120,602	120,602	2,893
BDO Institutional Cash Reserve Fund	7,260,688 units	779,308	779,308	2,414
ATR Kim Eng Capital Partners, Inc. – Alpha Opportunity Fund	14,541,224 units	24,191	24,191	-
ATR Kim Eng Capital Partners, Inc. – Equity Opportunity Fund	25,479,005 units	112,283	112,283	-
BPI Asset Management – Money Market Fund	502,453 units	113,173	113,173	-
Security Land Corporation	3,057,197 shares	126,758	126,758	-
Eurasian Consolidated Minerals Pty. Ltd.	12,500,000 shares	64,359	64,359	-
Others		3,000	3,000	-
AFS financial assets		2,804,429	2,804,429	33,788



NICKEL ASIA CORPORATION AND SUBSIDIARIES

**Schedule A. Financial Assets
December 31, 2014**

Name of Issuing Entity and Description of Each Issue	Number of Shares or Principal Amount of Bonds and Notes	Amount Shown in the Statement of Financial Position	Value Based on Market Quotations at End of Reporting Date	Income Received and Accrued
<i>In Thousands</i>				
MRF	N/A	₱182,431	₱182,431	₱-
Cash held in escrow	N/A	45,112	45,112	514
Long-term negotiable instrument	N/A	30,000	30,000	1,260
SDMP fund	N/A	19,947	19,947	-
Other noncurrent assets		277,490	277,490	1,774
Total		₱18,196,394	₱18,196,394	₱178,004



NICKEL ASIA CORPORATION AND SUBSIDIARIES

**Schedule B. Amounts Receivable from Directors, Officers, Employees, Related Parties and Principal Stockholders (Other than Affiliates)
December 31, 2014**

Name and Designation of Debtor	Beginning Balance	Additions	Deductions		Current	Noncurrent	Ending Balance
			Amount Collected	Amount Written- Off			
There are no receivables from Directors, Officers, Employees, Related Parties and Principal Stockholders other than subject to usual terms, for ordinary travel and expense advances, and for other such items arising in the ordinary course of business, and eliminated in consolidation.							



NICKEL ASIA CORPORATION

**Schedule C. Amounts Receivable from Related Parties which are Eliminated in the Consolidated Financial Statements
December 31, 2014**

Name of Subsidiary	Balance At January 1, 2014	Additions	Amounts collected	Reclassification	Amounts Written Off	Current	Noncurrent	Amount Eliminated
Taganito Mining Corporation	₱823,495	₱2,030,104	(₱2,833,903)	₱-	₱-	₱19,696	₱-	₱19,696
Rio Tuba Nickel Mining Corporation	3,649,922	1,217,403	(1,894,885)	-	-	2,972,440	-	2,972,440
Samar Nickel Mining Resources Corporation	1,255,921	50,608	(1,304,770)	-	-	1,759	-	1,759
Cagdianao Mining Corporation	818,140	2,939,332	(3,684,485)	-	-	72,987	-	72,987
Cordillera Exploration Co., Inc.	57,842,809	32,255,094	-	-	-	90,097,903	-	90,097,903
La Costa Shipping and Lighterage Corporation	11,170	54,953	(66,123)	-	-	-	-	-
Hinatuan Mining Corporation	-	2,387,375	(6,375,017)	1,124,608	-	(2,863,034)	-	(2,863,034)
	₱64,401,457	₱40,934,869	(₱16,159,183)	₱1,124,608	₱-	₱90,301,751	₱-	₱90,301,751



NICKEL ASIA CORPORATION AND SUBSIDIARIES

Schedule D. Intangible Assets - Other Assets

December 31, 2014

Description	Beginning Balance	Additions At Cost	Deductions		Other Changes - Additions - (Deductions)	Ending Balance
			Charged to Costs and Expenses	Charged to Other Accounts		
<i>In Thousands</i>						
Deferred mine exploration costs*	₱197,028	₱14,140	₱1,941	₱-	₱-	₱209,227
	₱197,028	₱14,140	₱1,941	₱-	₱-	₱209,227

*Disclosed in Note 13 to the Consolidated Financial Statements



NICKEL ASIA CORPORATION AND SUBSIDIARIES

**Schedule E. Long-term Debt
December 31, 2014**

Name of Issuer and Type of Obligation	Amount Authorized by Indenture	Amount Shown as Current	Amount Shown as Long-term	Remarks
<i>In Thousands</i>				
<i>Long-term Debt</i>				
Sumitomo Metal Mining Co. Ltd.	₱-	₱40,069	₱100,173	A
Taganito HPAL Nickel Corporation	-	78,260	1,213,030	B
<i>Deferred Income</i>				
Taganito HPAL Nickel Corporation	-	4,563	71,229	C
Total	₱-	₱122,892	₱1,384,432	

Remarks:

- A. Interest rate is based on prevailing 180-day British Banker Associate London Inter-Bank Offered Rate (LIBOR) plus two percent (2%) spread; principal is payable in semi-annual installments of US\$448,000, payable in February and August until February 28, 2018.
- B. Interest rate is based on prevailing 180-day LIBOR plus two percent (2%) spread; principal is payable in semi-annual installments of US\$875,000, payable in April and October until April 10, 2031.
- C. The obligation is covered by a Lease Agreement with THNC.



NICKEL ASIA CORPORATION AND SUBSIDIARIES**Schedule F. Indebtedness to Affiliates and Related Parties (Long-term Loans from Related Companies)****December 31, 2014**

Name of Affiliate	Beginning Balance	Ending Balance
	<i>In Thousands</i>	
<i>Long-term Debt</i>		
Sumitomo Metal Mining Co. Ltd.	₱179,000	₱140,242
Taganito HPAL Nickel Corporation	1,359,597	1,291,290
<i>Deferred Income</i>		
Taganito HPAL Nickel Corporation	79,982	75,792
	₱1,618,579	₱1,507,324



NICKEL ASIA CORPORATION AND SUBSIDIARIES

Schedule G. Guarantees of Securities of Other Issuers

December 31, 2014

Name of Issuing Entity of Securities Guaranteed by the Company for which Statement is Filed	Title of Issue of Each Class of Securities Guaranteed	Total Amount Guaranteed and Outstanding	Amount Owned by the Company for which Statement is Filed	Nature of Guarantee
--	---	---	---	------------------------

- Not applicable-



NICKEL ASIA CORPORATION AND SUBSIDIARIES

**Schedule H. Capital Stock
December 31, 2014**

Title of Issue	Number of Shares Authorized	Number of Shares Issued and Outstanding	Number of Shares Reserved for Options, Warrants, Conversions and Other Rights	Number of Shares Held By		
				Affiliates	Directors, Officers and Employees	Others
Common Stock	4,265,000,000	2,530,590,350	35,719,308	1,593,376,687	333,338,127	603,875,536
Preferred Stock	720,000,000	720,000,000	—	720,000,000	—	—

